


CMC2-2



4 sq.mm Multiple Connection Terminal Blocks with 4 connection points.

These blocks are used to connect multiple wires in single Terminal Block, thereby eliminating reliability problems encountered when connecting multiple wires in a single .

TECHNICAL DATA

Rated Voltage	630 V
Rated Current	32 A
Tightening Torque	0.5 Nm
Housing Material	Polymide
Product Function	Multiple Connection
Wire Entry Orientation	Side Entry
Mounting Possibility	DIN 32/DIN 35/DIN 35-15 Rail
Screw Size	M3
Operated by	Screwdriver
Rated Surge Voltage	8 KV
Pollution Degree	3

CONNECTION DATA

Conductor Cross Section Stranded min.	0.2 mm ²
Conductor Cross Section Stranded max.	4 mm ²
Conductor Cross Section AWG/Kcmil min	22 AWG
Conductor Cross Section AWG/Kcmil max	10 AWG
Conductor Cross Section Stranded with Ferrule/Lug min	0.2 mm ²
Conductor Cross Section Stranded with Ferrule/Lug max	4 mm ²
2 Conductors with same Cross Section Stranded min	0.2 mm ²
2 Conductor with same Cross Section Stranded max	2.5 mm ²
Conductor Cross Section Solid min	0.2 mm ²
Conductor Cross Section Solid max	6 mm ²
2 Conductors with same Cross Section Stranded with TWIN Ferrule/Lug min	0.2 mm ²
2 Conductor with same Cross Section Stranded with TWIN Ferrule/Lug max	2.5 mm ²
Stripping Length	9 mm
Internal Cylindrical Guage	A4

DIMENSIONS

Height with DIN 32 rail	58.7 mm
Height with DIN 35 x 15 mm rail	60.5 mm
Height with DIN 35 x 7.5 mm rail	53.4 mm
Length	65 mm
Width (Thickness)	6 mm


ORDERING INFORMATION

CAT. NO.	DESCRIPTION	STD. PACK
CMC2-2	4 sq.mm Multiple Connection Terminal Block in Grey colour	50
CMC2-2BU	4 sq.mm Multiple Connection Terminal Block in Blue colour	50

ACCESSORIES

IMAGES	CAT. NO.	DESCRIPTION	STD. PACK
	CA501-1M	Din 32 Rail unslotted 1 meter	50
	CA501-1M-S	Din 32 Rail slotted 1 meter	50
	CA501-2M	Din 32 Rail unslotted 2 meter	50
	CA501-2M-S	Din 32 Rail slotted 2 meter	50
	CA701-1M	Din 35 Rail unslotted 1 meter	50
	CA701-2M	Din 35 Rail unslotted 2 meter	50
	CA701-2M-S	Din 35 Rail slotted 2 meter	50
	CA701-1M-S	Din 35 Rail slotted 1 meter	50
	CA701-15-1M	Din 35 Rail 15 deep unslotted 1 meter	50
	CA701-15-1M-S	Din 35 Rail 15 deep slotted 1 meter	50
	CA701-15-2M	Din 35 Rail 15 deep unslotted 2 meter	50
	CA701-15-2M-S	Din 35 Rail 15 deep slotted 2 meter	50
	CA702	End Clamp in Polyamide 66 suitable for Din 32 / Din 35 / Din 35-15 Rails	50
	CA802	End Clamp in Polyamide suitable for Din 35 / Din 35-15 Rails	50
	EPCMC2-2	End Plate in Grey colour	50
	CA722/2	Pre Assembled Shorting Link assemblies with 2 poles	100
	CA722/3	Pre Assembled Shorting Links assemblies with 3 poles	100
	CA722/4	Pre Assembled Shorting Links assemblies with 4 poles	100
	CA722/10	Pre Assembled Shorting Links assemblies with 10 poles	10
	CA722/100	Pre Assembled Shorting Links assemblies with 100 poles	10

CMC2-2



connectwell
THE RIGHT CONNECTION

ACCESSORIES

IMAGES	CAT. NO.	DESCRIPTION	STD. PACK
	CA742/2	Insulated Pre assembled Shorting Link for 2 way shorting	100
	CA742/3	Insulated Pre assembled Shorting Link for 3 way shorting	100
	CA742/4	Insulated Pre assembled Shorting Link for 4 way shorting	100
	CA742/10	Insulated Pre assembled Shorting Link for 10 way shorting	10
	CA742/100	Insulated Pre assembled Shorting Link for 100 way shorting	10
	CA714/2	External Comb Type Shorting Link Available in 2 pole	100
	CA714/3	External Comb Type Shorting Link Available in 3 pole	100
	CA714/4	External Comb Type Shorting Link Available in 4 pole	100
	CA714/10	External Comb Type Shorting Link Available in 10 pole	20
	CA703/1	Permanent Shorting Link for 2 way shorting	100
	CA704/1	Permanent Shorting Link for 3 way shorting	100
	CA705/1	Permanent Shorting Link for 4 way shorting	100
	CA732/10	Permanent Shorting Link for 10 way shorting	100
	CA732/10-A	Permanent Shorting Link (Breakable) for 10 way shorting	100
	CA732/100	Permanent Shorting Link for 100 way shorting	100
	CA707/S/Q/01	Shorting Sleeve and Screw	100
	CA509/K6	Blank Marking Tag	100
	CA707/TS/01	Test Socket Suitable for CTS2.5UN / CTS2.5UE / CTS4UN / CTC4U / CMB4 / CTLG2.5 / CTL2.5U / CTL2.5UH / ODL4U / ODL4UA / CDLG2.5 / CMC1-2 / CMC2-2 Terminal Blocks.	100
	SCS0.6/3.5	Electricians Screwdriver for slotted screws	10


APPROVALS



RATINGS AS PER STANDARDS

STANDARDS	UL 1059	DIN EN60947-7-1	CSA C.22.2 No:158
Approvals	UL	VDE	CSA
Conductor Cross Section Stranded min.	22 AWG	0.5 mm ²	22 AWG

CMC2-2



connectwell
THE RIGHT CONNECTION

RATINGS AS PER STANDARDS

RATINGS AS PER STANDARDS			
Conductor Cross Section Stranded max.	10 AWG	4 mm ²	10 AWG
Rated Voltage	600 V	630 V	600 V
Rated Current	35 A	32 A	35 A
Tightening Torque	7 lb-in	0.5 Nm	7 lb-in
STANDARDS	EN60079-7	IEC/EN60947-7-1	EN60079-7
Approvals	ATEX	CE	ATEX-IECex
Conductor Cross Section Stranded min.	0.5 mm ²	0.2 mm ²	0.5 mm ²
Conductor Cross Section Stranded max.	4 mm ²	4 mm ²	4 mm ²
Rated Voltage	690 V	630 V	690 V
Rated Current	28 A	32 A	28 A
Tightening Torque	0.5 Nm	0.5 Nm	0.5 Nm
Operating Temperature Range	-40 to +85 °C		