


CSB3/N3U



M3 sized Stud Type Terminal Blocks, suitable for operation with screwdriver and nut driver.

This Terminal Block is preferred for applications where the connections are subjected to severe vibrations.

The wire is crimped to a ring / fork type lug (ferrule) and is screwed on to the flat current bar on the Terminal Block. cross connection can be achieved with the aid of internal shorting links.

It is recommended to use Protective Covers in transparent plastic to fully shroud these assemblies. Wiring can be done with the help of screw driver as well as nut driver.

TECHNICAL DATA

Rated Voltage	1100 V
Rated Current	41 A
Tightening Torque	0.5 Nm
Housing Material	Polyimide
Product Function	Feed Through
Wire Entry Orientation	Side Entry
Mounting Possibility	DIN 32/DIN 35/DIN 35-15 Rail
Stud Size	M3
Operated by	Nut Driver / Screwdriver
Rated Surge Voltage	8 V
Pollution Degree	3

CONNECTION DATA

Conductor Cross Section Stranded min.	0.5 mm ²
Conductor Cross Section Stranded max.	6 mm ²
Conductor Cross Section AWG/Kcmil min	22 AWG
Conductor Cross Section AWG/Kcmil max	8 AWG
Conductor Cross Section Stranded with Ferrule/Lug min	0.5 mm ²
Conductor Cross Section Stranded with Ferrule/Lug max	6 mm ²
2 Conductors with same Cross Section Stranded min	0.5 mm ²
2 Conductor with same Cross Section Stranded max	6 mm ²
Conductor Cross Section Solid min	0.5 mm ²
Conductor Cross Section Solid max	6 mm ²
Stripping Length	mm

DIMENSIONS

Height with DIN 32 rail	43 mm
Height with DIN 35 x 15 mm rail	45.4 mm
Height with DIN 35 x 7.5 mm rail	37.9 mm
Length	49 mm
Width (Thickness)	9 mm


ORDERING INFORMATION

CAT. NO.	DESCRIPTION	STD. PACK
CSB3/N3U	6 sq.mm Stud Type Terminal Block in Grey colour	100
CSB3/N3UR	6 sq.mm Stud Type Terminal Block in Red colour	100
CSB3/N3UY	6 sq.mm Stud Type Terminal Block in Yellow colour	100
CSB3/N3UBU	6 sq.mm Stud Type Terminal Block in Blue colour	100
CSB3/N3UBK	6 sq.mm Stud Type Terminal Block in Black colour	100
CSB3/N3UGN	6 sq.mm Stud Type Terminal Block in Green colour	100

ACCESSORIES

IMAGES	CAT. NO.	DESCRIPTION	STD. PACK
	CA501-1M	Din 32 Rail unslotted 1 meter	50
	CA501-1M-S	Din 32 Rail slotted 1 meter	50
	CA501-2M	Din 32 Rail unslotted 2 meter	50
	CA501-2M-S	Din 32 Rail slotted 2 meter	50
	CA701-1M	Din 35 Rail unslotted 1 meter	50
	CA701-2M	Din 35 Rail unslotted 2 meter	50
	CA701-2M-S	Din 35 Rail slotted 2 meter	50
	CA701-1M-S	Din 35 Rail slotted 1 meter	50
	CA701-15-1M	Din 35 Rail 15 deep unslotted 1 meter	50
	CA701-15-1M-S	Din 35 Rail 15 deep slotted 1 meter	50
	CA701-15-2M	Din 35 Rail 15 deep unslotted 2 meter	50
	CA701-15-2M-S	Din 35 Rail 15 deep slotted 2 meter	50
	CA702	End Clamp in Polyamide 66 suitable for Din 32 / Din 35 / Din 35-15 Rails	50
	CA802	End Clamp in Polyamide suitable for Din 35 / Din 35-15 Rails	50
	EPCBS3U	End Plate in Grey Colour	50

CSB3/N3U



connectwell
THE RIGHT CONNECTION

ACCESSORIES

NOTES


This Terminal Block can also be mounted on Din15 Rail i.e CA601

IMAGES	CAT. NO.	DESCRIPTION	STD. PACK
	CA514/15-2	Insulated Fork Type Shorting link 2 Pole	100
	CA514/15-3	Insulated Fork Type Shorting link 3 Pole	100
	CA514/15-4	Insulated Fork Type Shorting link 4 Pole	100
	CA514/17-2	Insulated Ring Type Shorting link 2 Pole	100
	CA514/17-3	Insulated Ring Type Shorting link 3 Pole	100
	CA514/17-4	Insulated Ring Type Shorting link 4 Pole	100
	CA512/15-2	Uninsulated Fork Type Shorting link 2 Pole	100
	CA512/15-3	Uninsulated Fork Type Shorting link 3 Pole	100
	CA512/15-4	Uninsulated Fork Type Shorting link 4 Pole	100
	CA512/17-2	Removable Shorting Link available in 2 Pole	100
	CA512/17-3	Removable Shorting Link available in 3 Pole	100
	CA512/17-4	Removable Shorting Link available in 4 Pole	100
	CA728/2	Pre Assembled Shorting Link Assemblies with 2 poles	100
	CA728/3	Pre Assembled Shorting Link Assemblies with 3 poles	100
	CA728/4	Pre Assembled Shorting Link Assemblies with 4 poles	100
	CA728/10	Pre Assembled Shorting Link Assemblies with 10 poles	10
	CA509/K9	Blank Marking Tag	100
	CSTSPC1-2	Protective cover is available in 100 mm Length	10
	CSTSPC1-3	Protective cover is available in 200 mm Length	10
	CSTSPC1-4	Protective cover is available in 300 mm Length	10
	CSTSPC2	This protective cover is used for covering 2 Terminals	10
	CSTSPC2-1	This protective cover is used for covering 3 Terminals	10
	SCS1/5.5	Electricians Screwdriver for slotted screws	10
	SCNT5	Socket Wrench Nut Driver for Hexagon headed screws	10

APPROVALS



CSB3/N3U



connectwell
THE RIGHT CONNECTION

RATINGS AS PER STANDARDS

STANDARDS	UL 1059	IEC/EN60947-7-1	CSA C.22.2 No:158
Approvals	UL	CE	CSA
Conductor Cross Section Stranded min.	22 AWG	0.5 mm ²	22 AWG
Conductor Cross Section Stranded max.	8 AWG	6 mm ²	8 AWG
Rated Voltage	600 V	1100 V	600 V
Rated Current	50 A	41 A	50 A
Tightening Torque	4.5 lb-in	0.5 Nm	4.5 lb-in