


# IMDSUBF/xx/ H



## FEMALE DSUB Module with Component Mounting Hole

- Housed in V0 fire retardant grade PVC mounting track.
- Ease of connection with the use of standard screw connection PCB Terminal Blocks or Screwless Terminal Blocks
- Maximum current rating of 3 A per pin
- Available with all standard pin configurations from 9 to 50.
- Available with LED indication.
- Possibility of mounting circuit components between the pins of DSUB connectors.
- Mounting options available: DIN Rail mounting & Panel mounting.

### TECHNICAL DATA

Ambient Operating Temperature	-20 to 50 °C
Mounting Possibility	DIN32 / DIN35 / DIN35-15 / PANEL
Housing Material	PVC / V0 Grade
Housing Colour	Green
Component Mounting Hole Diameter	1 mm

### DSUB CONNECTOR SPECIFICATIONS

Housing Material (Insulator)	PBT, Rated UL94V-0
Housing Material (Shell)	Steel
Contact Material	Brass
Rated Current / Pin	3 A
Contact Resistance	15 m ohms maximum at 500 VDC
Dielectric Withstanding Voltage	1000VAC for one Minute
Rivet / Board Lock Material	Copper Alloy

### CONNECTION SPECIFICATIONS

Type of Connection	Screw Connection
Min. Wire Size	0.5 mm <sup>2</sup>
Max. Wire Size	2.5 mm <sup>2</sup>
Min. Wire Size(AWG)	30 AWG
Max. Wire Size(AWG)	14 AWG
Wire Stripping Length	8.5 mm
Torque	0.5 Nm
Torque	4.5 lb-in

### ORDERING INFORMATION

CAT. NO.	DESCRIPTION	NO. OF CHN.	DIM. DET.	STD. PACK
IMDSUBF/9/ H	9 Pin Female DSUB Module with Component mounting Hole Rail Mount	9	43 X 88 X 65	1
IMDSUBF/15 /H	15 Pin Female DSUB Module with Component mounting Hole Rail Mount	15	55 X 88 X 65	1


### ORDERING INFORMATION

CAT. NO.	DESCRIPTION	NO. OF CHN.	DIM. DET.	STD. PACK
IMDSUBF/2 5/H	25 Pin Female DSUB Module with Component mounting Hole Rail Mount	25	81 X 88 X 65	1
IMDSUBF/3 7/H	37 Pin Female DSUB Module with Component mounting Hole Rail Mount	37	112 X 88 X 65	1
IMDSUBF/5 0/H	50 Pin Female DSUB Module with Component mounting Hole Rail Mount	50	148 X 88 X 65	1

### ACCESSORIES


IMAGES	CAT. NO.	DESCRIPTION	STD. PACK
	CA501-1M	Din 32 Rail unslotted 1 meter	50
	CA501-1M-S	Din 32 Rail slotted 1 meter	50
	CA501-2M	Din 32 Rail unslotted 2 meter	50
	CA501-2M-S	Din 32 Rail slotted 2 meter	50
	CA701-1M	Din 35 Rail unslotted 1 meter	50
	CA701-2M	Din 35 Rail unslotted 2 meter	50
	CA701-2M-S	Din 35 Rail slotted 2 meter	50
	CA701-1M-S	Din 35 Rail slotted 1 meter	50
	CA701-15-1M	Din 35 Rail 15 deep unslotted 1 meter	50
	CA701-15-1M-S	Din 35 Rail 15 deep slotted 1 meter	50
	CA701-15-2M	Din 35 Rail 15 deep unslotted 2 meter	50
	CA701-15-2M-S	Din 35 Rail 15 deep slotted 2 meter	50
	CA509/K2	Marking Tag Blank suitable for CDL4U / CDL4U(I.S) / CTL2.5U / CTL2.5UH / CTL2.5UL / CTL2.5HUL / CTL2.5U(I.S) / CTL2.5U(I.S)D2 / CGMT4 / CSFL4U / CSFL4U(L) / CMT4 / CMB4 / ASF4 / ASF4(L) / CTS2.5(	100

IMDSUBF/xx/  
H

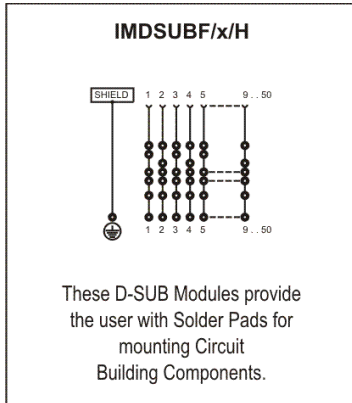


**connectwell**  
THE RIGHT CONNECTION

**ACCESSORIES**

IMAGES	CAT. NO.	DESCRIPTION	STD. PACK
	SCS0.5/3	Electricians Screwdriver for slotted screws	10

**CIRCUIT DIAGRAM**



**NOTES**

- \* All DSUB Configurations available with Male or Female DSUB Connectors
- \*\* Module Lengths mentioned are for RAIL Mounting option only. The lengths may vary for PANEL Mounting. Please use suffix-P with the cat. no. for ordering.
- \*\*\* Cable and DSUB Connector available on request.