


# Supply busbars, entry terminals

"standard" distribution




4 049 26



4 049 42



4 049 38



4 049 44



4 049 14



4 049 05

Technical characteristics [see e-catalogue](#)

Pack	Cat.Nos	Prong-type supply busbars		
		<b>Universal single pole + neutral</b>		
		Reversible: blue for neutral, black for live		
		Length	Max. number of devices connected	
20	4 049 26	1 row	13	
20	4 049 28	1 row	18	
10	4 049 37	Meter	57	
10	4 049 33	Meter	37	<b>Single pole for auxiliary</b>
50	4 049 38 <sup>1</sup>	1 row	6	
10	4 049 39	Meter	28	
		<b>Double pole balanced on 3 phases</b>		
3	4 049 40 <sup>1</sup>	1 row	6	
10	4 049 41	Meter	28	
		<b>Three pole</b>		
40	4 049 42 <sup>1</sup>	1 row	4	
10	4 049 43	Meter	19	
10	4 049 34	Meter	16	<b>Three pole for auxiliary</b>
30	4 049 44	1 row	3	
10	4 049 45	Meter	14	

Pack	Cat.Nos	Protection		
		<b>Protection of prongs</b>		
20	4 049 88	12 modules		
		Can be cut to length		
		<b>Protection of supply busbar ends</b>		
40	4 049 89	For single pole/single pole + neutral		
20	4 049 90	For double pole length 1 m and triple pole		
20	4 049 91	For four-pole		
		<b>Entry terminals</b>		
20	4 049 05	For universal single pole + neutral or single pole supply busbars		
		Cross section: 4 to 25 mm <sup>2</sup> - IP 2X		
20	4 049 06	For all supply busbars		
		Cross section: 6 to 35 mm <sup>2</sup>		

1: Filled with end protection

Pack	Cat.Nos	Fork-type supply busbars		
		<b>Single pole</b>		
		Length	Max. number of devices connected	
20	4 049 11	1 row	12	
10	4 049 12	Meter	57	
10	4 049 09	Meter	37	<b>Single pole for auxiliary</b>
		<b>Double pole</b>		
5	4 049 13	1 row	6	
10	4 049 14	Meter	28	
		<b>Double pole balanced on 3 phases</b>		
3	4 049 15	1 row	6	
10	4 049 16	Meter	28	
		<b>Three pole</b>		
5	4 049 17	1 row	4	
10	4 049 18	Meter	19	
10	4 049 10	Meter	16	<b>Three pole for auxiliary</b>
		<b>Four pole</b>		
3	4 049 19	1 row	3	
10	4 049 20	Meter	14	

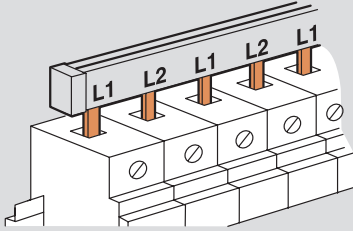
# Supply busbars, entry terminals

"standard" distribution

## Use of supply busbars

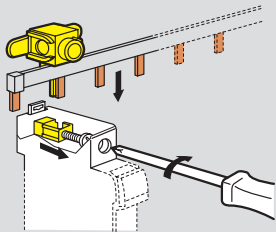
### Universal single phase + neutral

- blue for neutral
- black for live

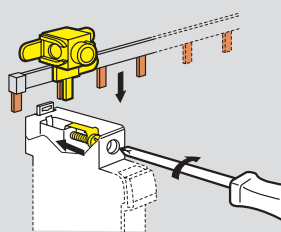


### Entry terminal

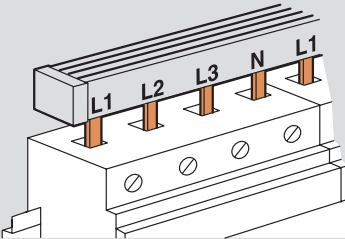
Power supply at the rear of the busbar  
For all devices with moving cage terminals



Power supply at the front of the busbar  
For all devices with fixed cage terminals



### Four pole busbar



## Technical characteristics

	Busbars type	Max number of devices connected	Length in number of 17.5 mm modules	Cross section (mm <sup>2</sup> )	Permissible current	
					1 central power supply point	2 power supply point
Single pole or Single pole + neutral	1 row	13	13	16 <sup>2</sup>	80	100
	Meter	57	57			
Double pole	1 row	6	12	10 <sup>2</sup>	63	90
	Meter	28	56	16 <sup>2</sup>	80	100
Double pole balanced on 3-phases	1 row	6	12	10 <sup>2</sup>	63	90
	Meter	28	56	16 <sup>2</sup>	80	100
Triple pole	1 row	4	12	10 <sup>2</sup>	63	90
	Meter	19	57	16 <sup>2</sup>	80	100
Four pole	1 row	3	12	10 <sup>2</sup>	63	90
	Meter	14	56	16 <sup>2</sup>	80	100