


Supply busbars, entry terminals

"standard" distribution




4 049 26




4 049 42



4 049 38



4 049 44



4 049 14



4 049 05

Technical characteristics [see e-catalogue](#)

Pack	Cat.Nos	Prong-type supply busbars		
		Universal single pole + neutral		
		Reversible: blue for neutral, black for live		
		Length	Max. number of devices connected	
20	4 049 26	1 row	13	
20	4 049 28	1 row	18	
10	4 049 37	Meter	57	
10	4 049 33	Single pole for auxiliary		
		Meter	37	
50	4 049 38 ¹	Double pole		
10	4 049 39	1 row	6	
		Meter	28	
		Double pole balanced on 3 phases		
3	4 049 40 ¹	1 row	6	
10	4 049 41	Meter	28	
		Three pole		
40	4 049 42 ¹	1 row	4	
10	4 049 43	Meter	19	
10	4 049 34	Three pole for auxiliary		
		Meter	16	
30	4 049 44	Four pole		
10	4 049 45	1 row	3	
		Meter	14	

Pack	Cat.Nos	Protection		
		Protection of prongs		
20	4 049 88	12 modules		
		Can be cut to length		
		Protection of supply busbar ends		
40	4 049 89	For single pole/single pole + neutral		
20	4 049 90	For double pole length 1 m and triple pole		
20	4 049 91	For four-pole		
20	4 049 05	Entry terminals		
		For universal single pole + neutral or single pole supply busbars		
		Cross section: 4 to 25 mm ² - IP 2X		
20	4 049 06	For all supply busbars		
		Cross section: 6 to 35 mm ²		

1: Filled with end protection

Pack	Cat.Nos	Fork-type supply busbars		
		Single pole		
		Length	Max. number of devices connected	
20	4 049 11	1 row	12	
10	4 049 12	Meter	57	
10	4 049 09	Single pole for auxiliary		
		Meter	37	
5	4 049 13	Double pole		
10	4 049 14	1 row	6	
		Meter	28	
		Double pole balanced on 3 phases		
3	4 049 15	1 row	6	
10	4 049 16	Meter	28	
5	4 049 17	Three pole		
10	4 049 18	1 row	4	
		Meter	19	
10	4 049 10	Three pole for auxiliary		
		Meter	16	
3	4 049 19	Four pole		
10	4 049 20	1 row	3	
		Meter	14	

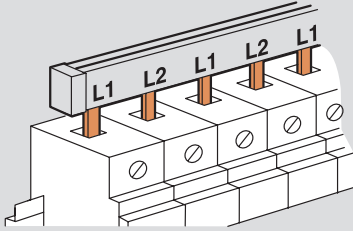
Supply busbars, entry terminals

"standard" distribution

Use of supply busbars

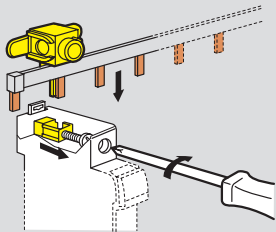
Universal single phase + neutral

- blue for neutral
- black for live

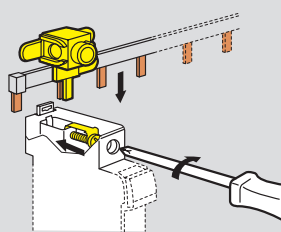


Entry terminal

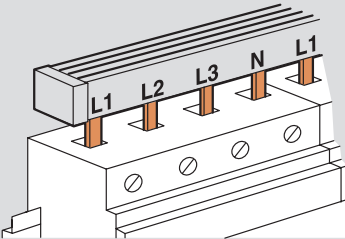
Power supply at the rear of the busbar
For all devices with moving cage terminals



Power supply at the front of the busbar
For all devices with fixed cage terminals



Four pole busbar



Technical characteristics

	Busbars type	Max number of devices connected	Length in number of 17.5 mm modules	Cross section (mm ²)	Permissible current	
					1 central power supply point	2 power supply point
Single pole or Single pole + neutral	1 row	13	13	16 ²	80	100
	Meter	57	57			
Double pole	1 row	6	12	10 ²	63	90
	Meter	28	56			
Double pole balanced on 3-phases	1 row	6	12	10 ²	63	90
	Meter	28	56			
Triple pole	1 row	4	12	10 ²	63	90
	Meter	19	57			
Four pole	1 row	3	12	10 ²	63	90
	Meter	14	56			