

# Thermal relays RTX<sup>3</sup>

for CTX<sup>3</sup> 3-pole industrial contactors



Dimensions p. 54-55  
Tripping curves p. 42-45

Thermal protection against overloads, long starting times and lasting stalling of the motor  
Differential type ensures a better protection in case of one phase failure thanks to faster tripping  
Conform to IEC 60 947-1, IEC 60 947-4-1

Pack	Cat.Nos		Thermal overload relays		
			Class 10A Integrated auxiliary contacts 1 NO + 1 NC		
			<b>RTX<sup>3</sup> 40</b>		
			For CTX <sup>3</sup> 22 and 40 With screw terminals		
	Type		Adjustment range		
	standard	diff.	I min. (A)	I max. (A)	
1	4166 40	4166 60	0.1	0.16	
1	4166 41	4166 61	0.16	0.25	
1	4166 42	4166 62	0.25	0.4	
1	4166 43	4166 63	0.4	0.63	
1	4166 44	4166 64	0.63	1	
1	4166 45	4166 65	1	1.6	
1	4166 46	4166 66	1.6	2.5	
1	4166 47	4166 67	2.5	4	
1	4166 48	4166 68	4	6	
1	4166 49	4166 69	5	8	
1	4166 50	4166 70	6	9	
1	4166 51	4166 71	7	10	
1	4166 52	4166 72	9	13	
1	4166 53	4166 73	12	18	
1	4166 54	4166 74	16	22	
1	4166 55	4166 75	18	25	
1	4166 56	4166 76	22	32	
1	4166 57	4166 77	28	40	
			<b>RTX<sup>3</sup> 65</b>		
			For CTX <sup>3</sup> 65 Standard type with screw terminals Differential type with cage terminals		
1	4166 83	4167 03	9	13	
1	4166 84	4167 04	12	18	
1	4166 85	4167 05	16	22	
1	4166 86	4167 06	18	25	
1	4166 87	4167 07	24	36	
1	4166 88	4167 08	28	40	
1	4166 89	4167 09	34	50	
1	4166 90	4167 10	45	65	

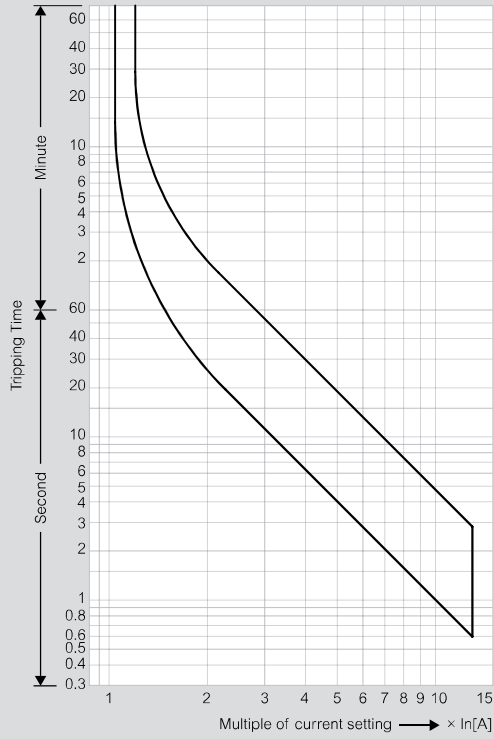
Pack	Cat.Nos		Thermal overload relays (continued)		
			Class 10A Integrated auxiliary contacts 1 NO + 1 NC		
			<b>RTX<sup>3</sup> 100</b>		
			For CTX <sup>3</sup> 100 Standard type with screw terminals Differential type with cage terminals		
	Type		Adjustment range		
	standard	diff.	I min. (A)	I max. (A)	
1	4167 23	4167 43	18	25	
1	4167 24	4167 44	24	36	
1	4167 25	4167 45	28	40	
1	4167 26	4167 46	34	50	
1	4167 27	4167 47	45	65	
1	4167 28	4167 48	54	75	
1	4167 29	4167 49	63	85	
1	4167 30	4167 50	70	95	
1	4167 31	4167 51	80	100	
			<b>RTX<sup>3</sup> 150</b>		
			For CTX <sup>3</sup> 150 Standard type with screw terminals Differential type with cage terminals		
1	4167 60	4167 70	45	65	
1	4167 61	4167 71	54	75	
1	4167 62	4167 72	63	85	
1	4167 63	4167 73	80	105	
1	4167 64	4167 74	95	130	
1	4167 65	4167 75	110	150	
			<b>Separate mounting units</b>		
			To mount the relays separately from contactors, on DIN rail or panel by fixing screws		
1	4165 91		For RTX <sup>3</sup> 40 up to 32 A		
1	4165 92		For RTX <sup>3</sup> 40 40 A		
1	4165 93		For RTX <sup>3</sup> 65 with screw terminals		
1	4165 94		For RTX <sup>3</sup> 65 with cage terminals		
1	4165 95		For RTX <sup>3</sup> 100 with screw terminals		
1	4165 96		For RTX <sup>3</sup> 100 with cage terminals		
1	4165 97		For RTX <sup>3</sup> 150 with screw terminals		
1	4165 98		For RTX <sup>3</sup> 150 with cage terminals		

# Thermal relays RTX<sup>3</sup>

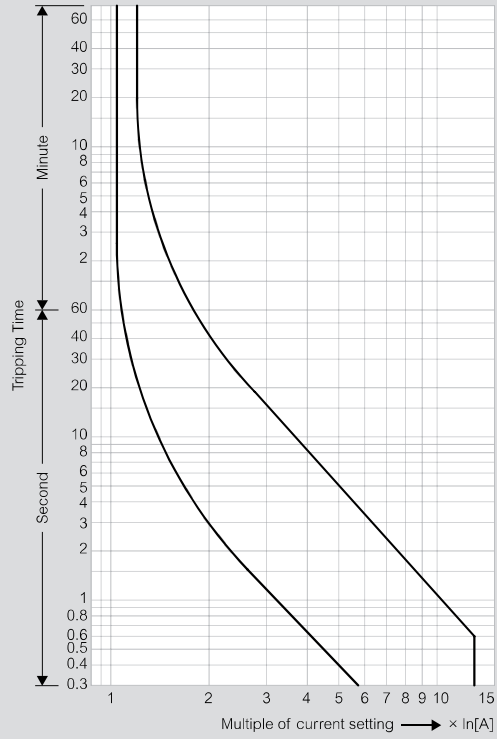
## tripping curves

### RTX<sup>3</sup> 40 - class 10 A

Cold starting

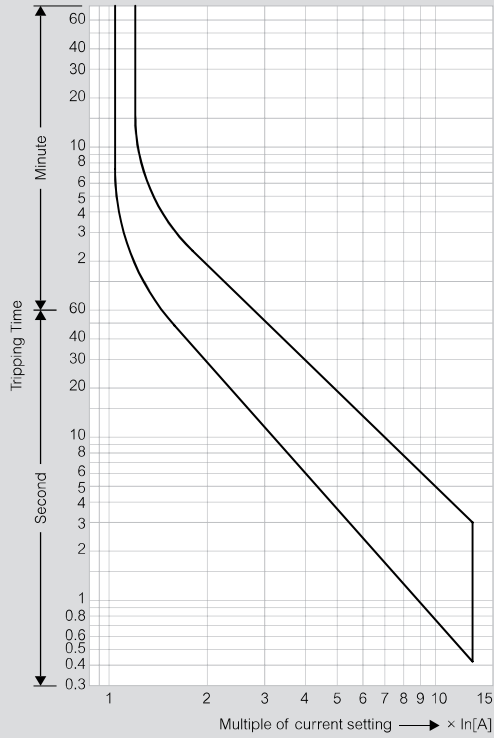


Hot starting

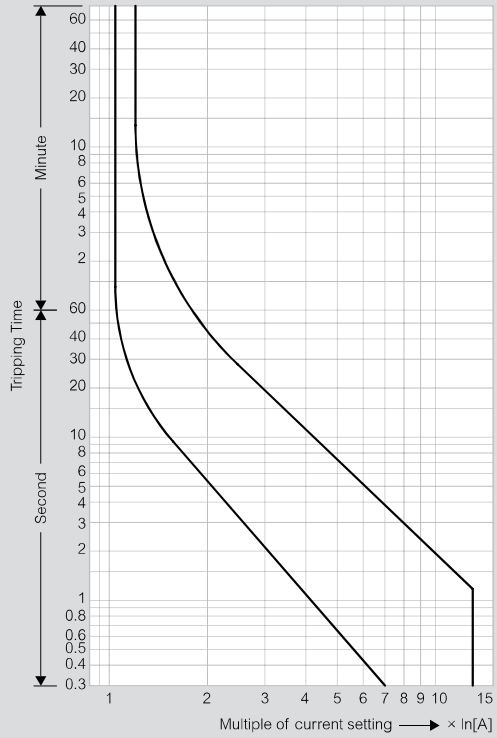


### RTX<sup>3</sup> 65 - class 10 A

Cold starting



Hot starting

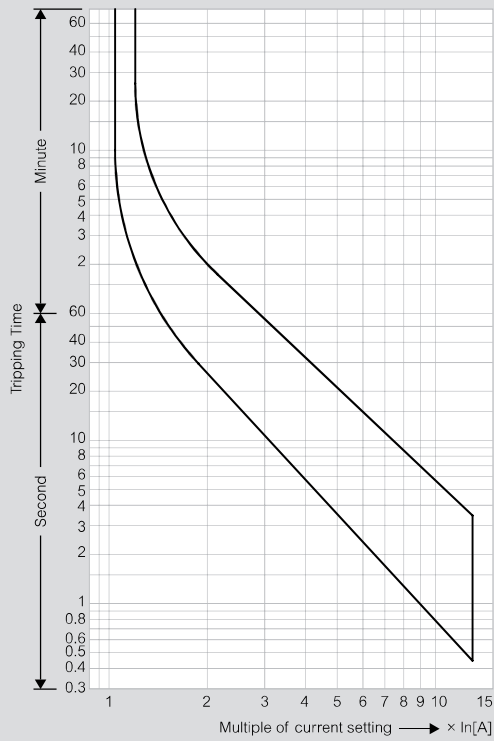


# Thermal relays RTX<sup>3</sup>

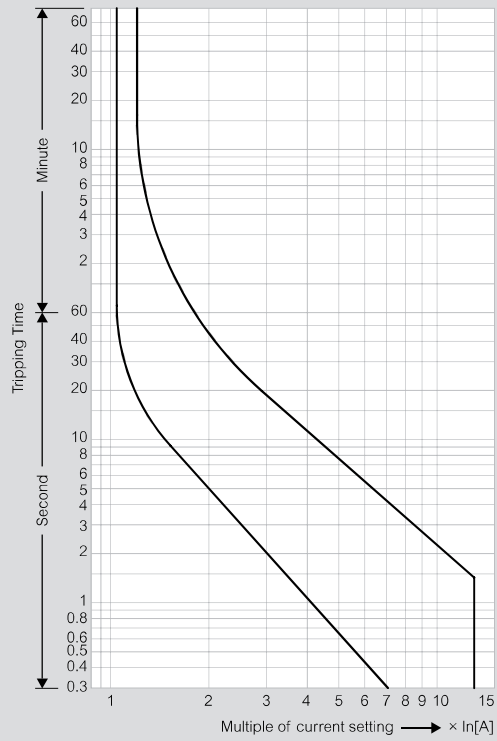
## tripping curves (continued)

### RTX<sup>3</sup> 100 - class 10 A

Cold starting

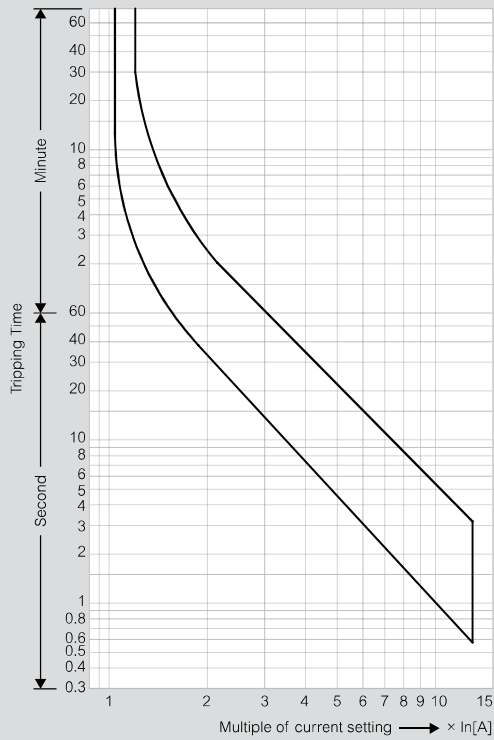


Hot starting

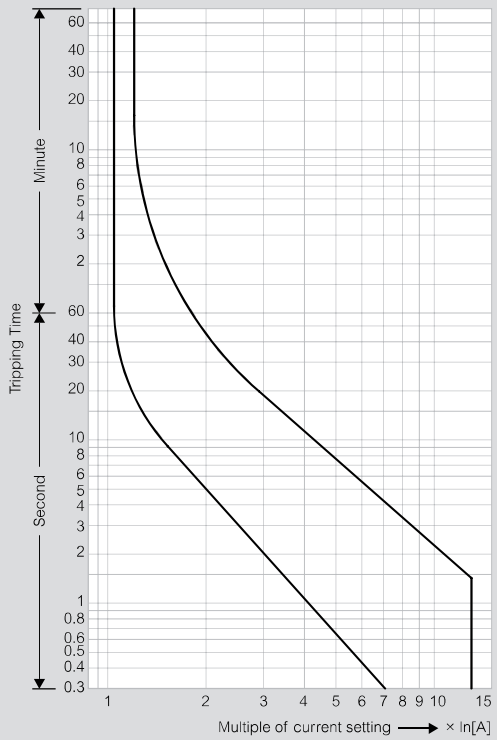


### RTX<sup>3</sup> 150 - class 10 A

Cold starting



Hot starting

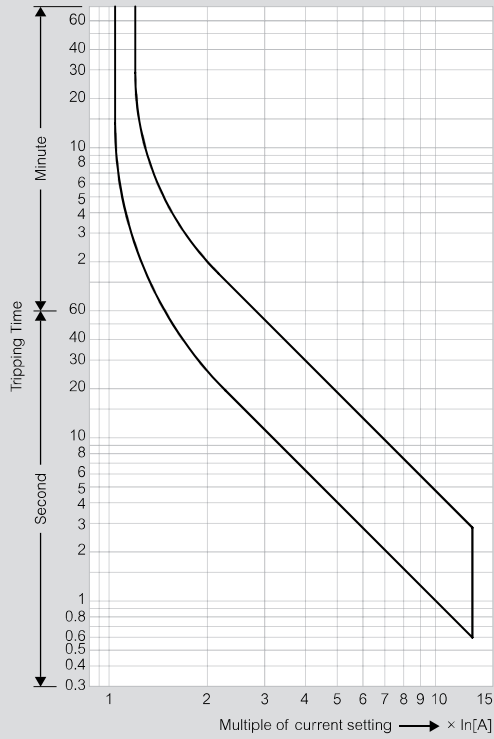


# Thermal relays RTX<sup>3</sup>

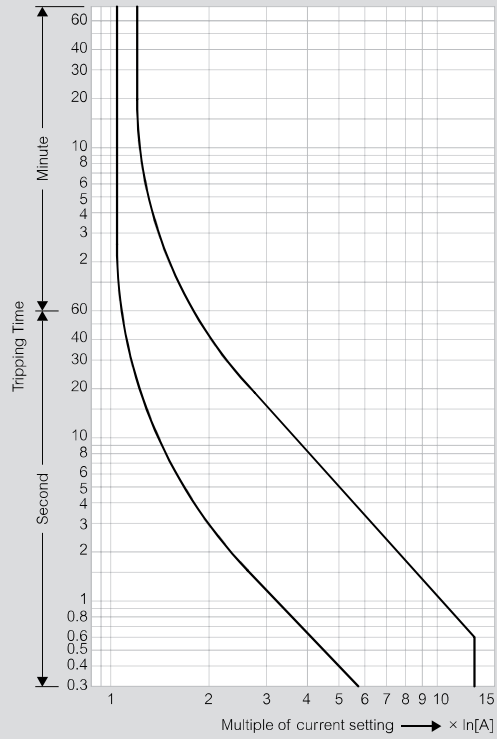
## tripping curves (continued)

### RTX<sup>3</sup> 225 - class 10 A

Cold starting

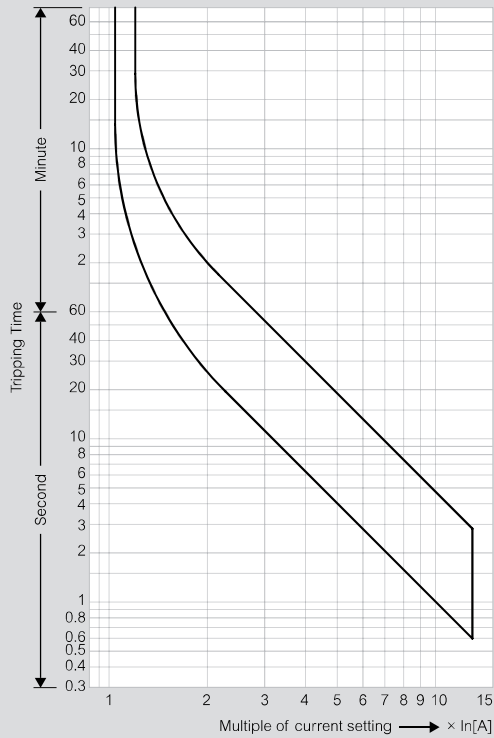


Hot starting

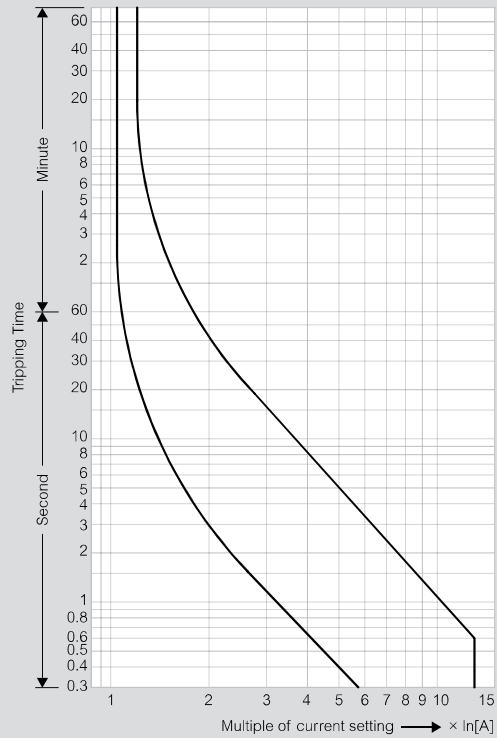


### RTX<sup>3</sup> 400 - class 10 A

Cold starting



Hot starting

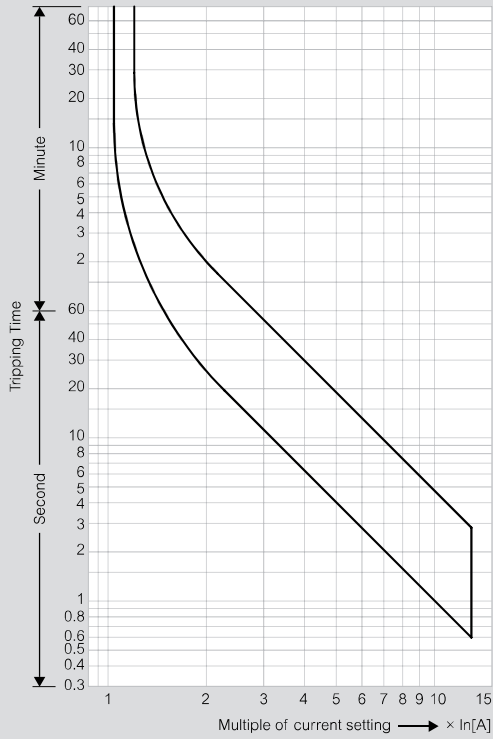


# Thermal relays RTX<sup>3</sup>

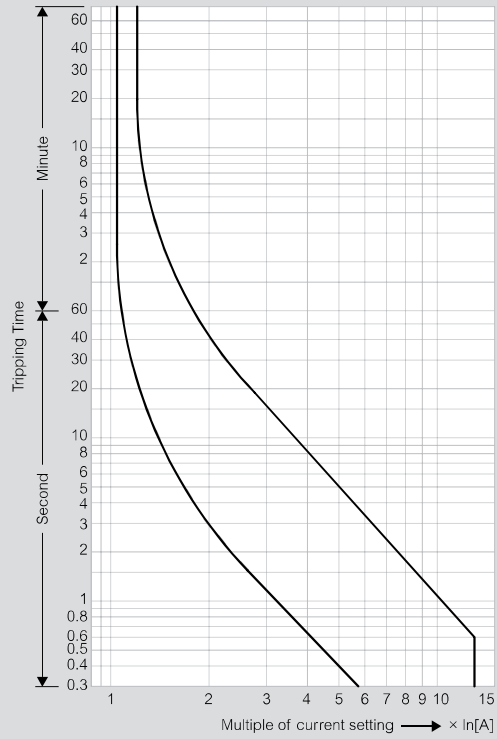
## tripping curves (continued)

### RTX<sup>3</sup> 800 - class 10 A

Cold starting

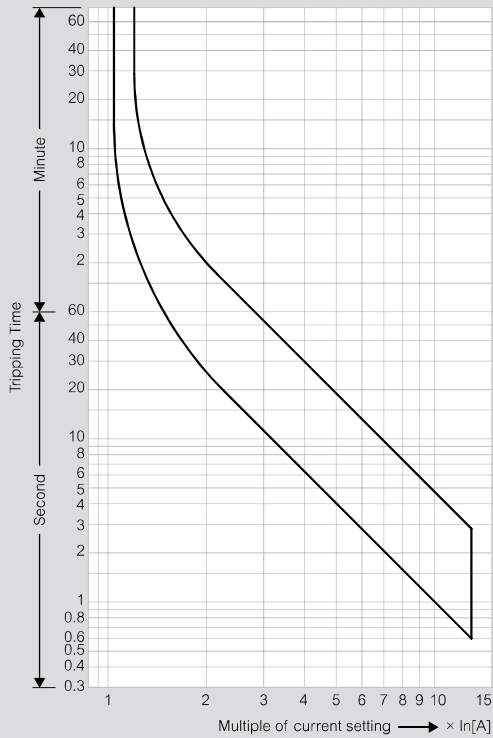


Hot starting

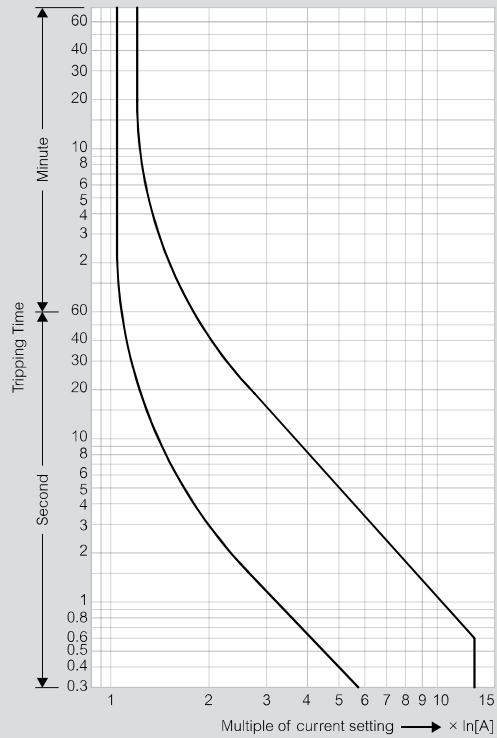


### RTX<sup>3</sup> mini - class 10 A (thermal relays for CTX<sup>3</sup> mini contactors)

Cold starting



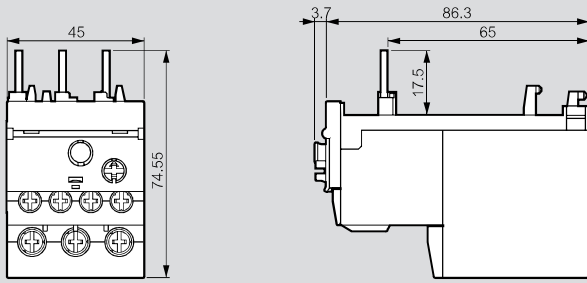
Hot starting



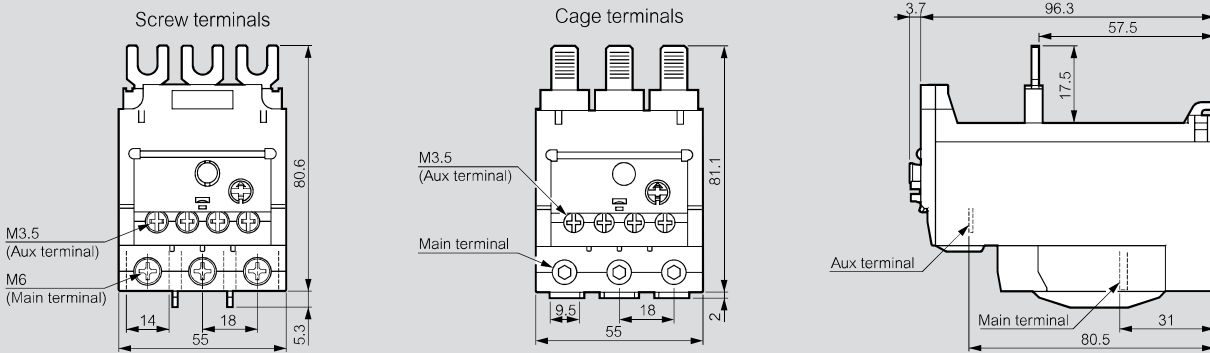
# Thermal relays RTX<sup>3</sup> - screw type terminals and cage terminals

## dimensions

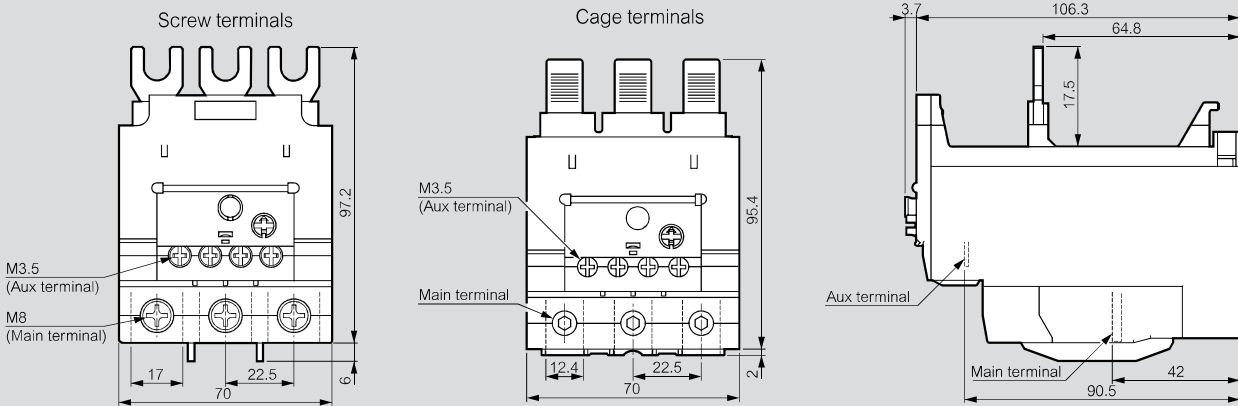
### RTX<sup>3</sup> 40



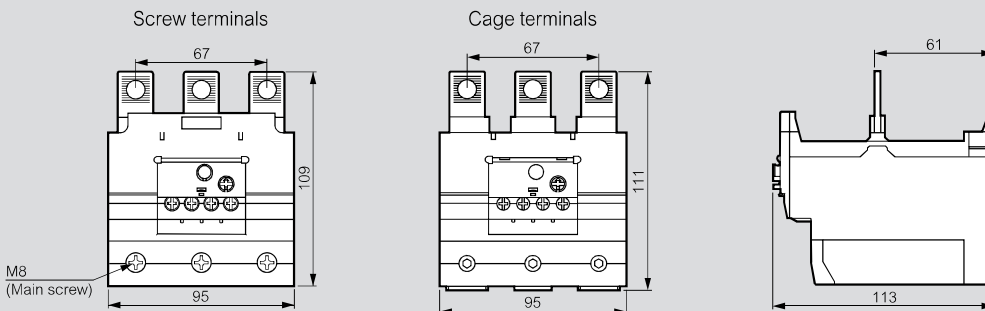
### RTX<sup>3</sup> 65



### RTX<sup>3</sup> 100



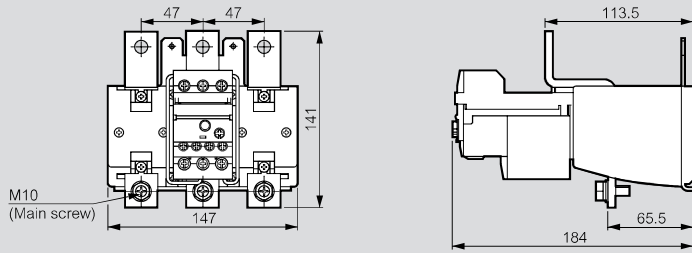
### RTX<sup>3</sup> 150



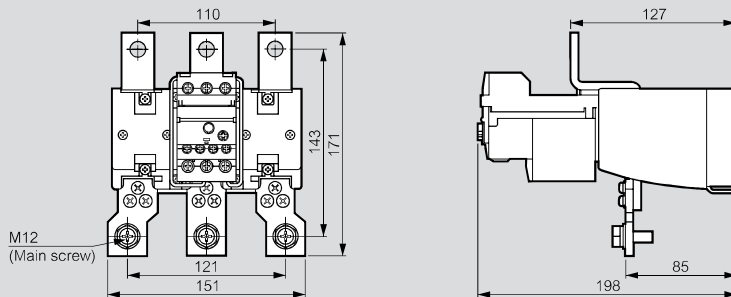
# Thermal relays RTX<sup>3</sup> - screw type terminals and cage terminals

dimensions (continued)

## RTX<sup>3</sup> 225



## RTX<sup>3</sup> 400



## RTX<sup>3</sup> 800

