

CTX³ accessories



Technical characteristics p. 31
Dimensions p. 53

Pack Cat.Nos CTX³ add-on auxiliary contact blocks

Pack	Cat.Nos	CTX ³ add-on auxiliary contact blocks
		Front mounting
		For CTX ³ 3P from 9 A to 150 A (AC-3) and CTX ³ 4P from 40 A to 135 A (AC-1) 2 and 4 pole lth: 16 A
20	4168 50	1 NO + 1 NC
20	4168 51	2 NO
20	4168 52	2 NC
10	4168 53	4 NO
10	4168 54	3 NO + 1 NC
10	4168 55	2 NO + 2 NC
10	4168 56	1 NO + 3 NC
10	4168 57	4 NC
		Side mounting
		2-pole Mounting on both sides
20	4168 58	For CTX ³ 3P from 9 A to 150 A (AC-3) 1 NO + 1 NC - lth: 16 A
50	4168 59	For CTX ³ 3P from 185 A to 800 A (AC-3) and CTX ³ 4P from 165 A to 900 A (AC-1) 1 NO + 1 NC - lth: 16 A
60	4168 49	For CTX ³ 4P from 40 A to 135 A (AC-1) 1 NO + 1 NC - lth: 16 A
		CTX³ time delay blocks
		For CTX ³ 3P from 9 A to 150 A (AC-3) Time delay: 1 to 30 s Front mounting
1	4168 70	On delay 24-48 V \sim / \equiv
1	4168 71	110-230 V \sim
1	4168 72	Off delay 24-48 V \sim / \equiv
1	4168 73	110-230 V \sim
		CTX³ capacitor switching units
		AC-6b Operating power from 9.7 kVAR to 62 kVAR (400/440 V)
1	4168 74	For contactors CTX ³ 3P from 9 to 40 A
1	4168 75	For contactors CTX ³ 3P 50 and 65 A with screw terminals
1	4168 76	For contactors CTX ³ 3P 50 and 65 A with cage terminals
1	4168 77	For contactors CTX ³ 3P 75 to 100 A with screw terminals

Pack Cat.Nos CTX³ interlocking

Pack	Cat.Nos	CTX ³ interlocking
		Component parts for assembling by customer Horizontal mounting
		Interlock units
50	4168 79	Mechanical interlocks for CTX ³ 4P from 40 to 135 A (AC-1)
1	4168 80	Mechanical interlocks for CTX ³ 3P from 9 to 150 A Provides 2 NC contacts for use in electrical interlocking
12	4168 87	Mechanical interlocks for CTX ³ 3P from 185 to 400 A and CTX ³ 4P from 165 to 500 A
1	4168 88	Mechanical interlocks for CTX ³ 3P from 500 to 800 A
1	4168 89	Mechanical interlocks for CTX ³ 4P from 750 to 900 A
		Wire kits
		Used for making reversing between two 3P contactors
4	4168 82	For CTX ³ 22
6	4168 83	For CTX ³ 40
2	4168 84	For CTX ³ 65
1	4168 85	For CTX ³ 100
		Boxes for motor starter
		For CTX ³ 22 equipped with RTX ³ 40 (0.1 - 22 A)
1	4168 90	Without pushbuttons
1	4168 91	With pushbuttons
		CTX³ transient voltage suppressor blocks
		Absorbs the surge arisen out of the coil of the contactor
10	4168 95	24-48 V V \sim / \equiv
10	4168 96	100-125 V V \sim / \equiv
10	4168 97	200-240 V V \sim / \equiv
10	4168 98	380-400 V \sim
		CTX³ terminals covers
10	4168 42	For CTX ³ 3P from 185 to 225 A (AC-3)
25	4168 43	For CTX ³ 3P from 265 to 400 A (AC-3)
5	4168 44	For CTX ³ 3P from 500 to 900 A (AC-3)
10	4168 45	For CTX ³ 4P from 165 to 330 A (AC-1)
10	4168 46	For CTX ³ 4P from 420 to 500 A (AC-1)
5	4168 47	For CTX ³ 4P from 750 to 900 A (AC-1)
		CTX³ safety front cover
150	4168 40	For CTX ³ 3P from 9 to 150 A (AC-3) and CTX ³ 4P from 40 to 135 A (AC-1)
150	4168 41	For CTX ³ 3P from 85 to 800 A (AC-3) and CTX 4P from 165 to 900 A (AC-1)
		Distant reset flexible cables for thermal relays
1	4168 92	400 mm
1	4168 93	500 mm
1	4168 94	600 mm

Features of capacitor unit (Pre-loading resistor)

- Damping resistor that can limit the inrush current up to $60 \times I_n$ by closing earlier than the main contacts of the contactor
- No heat loss by the serial resistor
- Eliminates the switching surge
- Improves the performance of the capacitor system

Operation sequence

Capacitor unit: OFF
Contactor: OFF

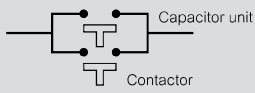


Fig.1

Capacitor unit: ON
Contactor: OFF

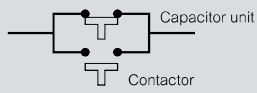


Fig.2

Capacitor unit: OFF
Contactor: ON

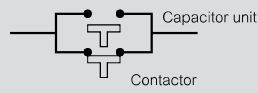


Fig.3

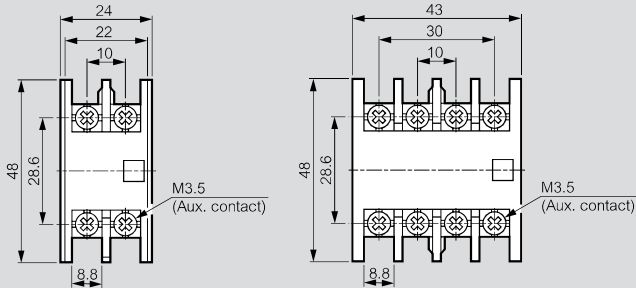
Note - Closing sequence: Fig.1 => Fig.2 => Fig.3
Opening sequence: Fig.3 => Fig.1

CTX³ accessories

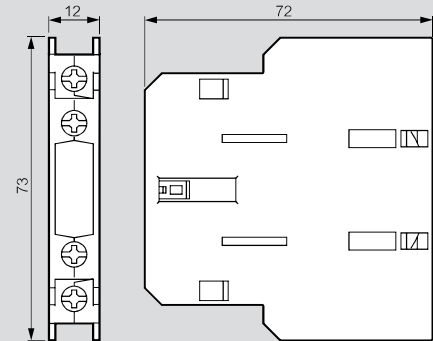
dimensions and wiring diagrams

Auxiliary contacts for CTX³

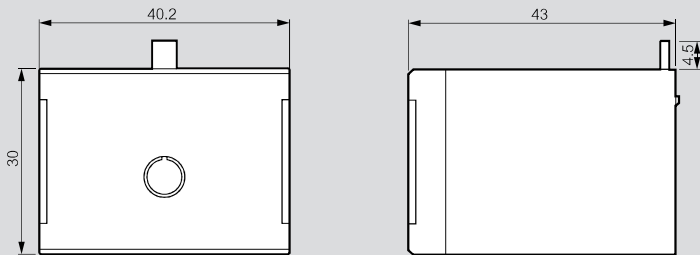
Front mounting



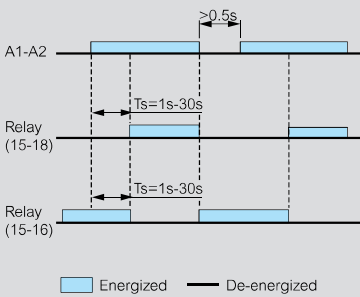
Side mounting



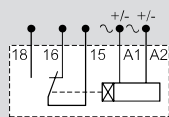
CTX³ time-delay blocks



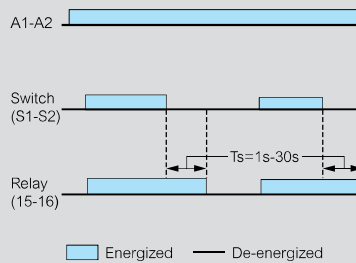
ON delay - Cat.Nos 4168 70/71



Circuit diagram



OFF delay - Cat.Nos 4168 72/73



Circuit diagram

