

Mini contactors CTX³ 6 to 16 A industrial contactors



4170 00



4170 01

Dimensions p. 48

Conform to IEC 60947-1, 60947-4-1 and 60947-5-1

Pack	Cat.Nos		3-pole mini contactors		
			With integrated auxiliary contact Power terminals: screw terminals		
	Integrated auxiliary contact				
	1 NO	1 NC			
1	4170 00	4170 10	6 A		
1	4170 01	4170 11	6 A		
1	4170 04	4170 14	6 A		
1	4170 06	4170 16	6 A		
1	4170 09	4170 19	6 A		
1	4170 20	4170 30	9 A		
1	4170 21	4170 31	9 A		
1	4170 24	4170 34	9 A		
1	4170 26	4170 36	9 A		
1	4170 29	4170 39	9 A		
1	4170 40	4170 50	12 A		
1	4170 41	4170 51	12 A		
1	4170 44	4170 54	12 A		
1	4170 46	4170 56	12 A		
1	4170 49	4170 59	12 A		
1	4170 60	4170 70	16 A		
1	4170 61	4170 71	16 A		
1	4170 64	4170 74	16 A		
1	4170 66	4170 76	16 A		
1	4170 69	4170 79	16 A		
			4-pole mini contactors		
			Without integrated auxiliary contact Power terminals: screw terminals		
			20 A		
			Max. operating current AC 1	Max. operating current AC 3	Control Voltage
1	4171 40		20 A	16 A	24 V~
1	4171 41		20 A	16 A	24 V=
1	4171 44		20 A	16 A	110 V~
1	4171 46		20 A	16 A	230 V~
1	4171 49		20 A	16 A	415 V~

Thermal relays and accessories for mini contactors



4170 88



4171 55

Dimensions p. 54
Tripping curves p. 42-45

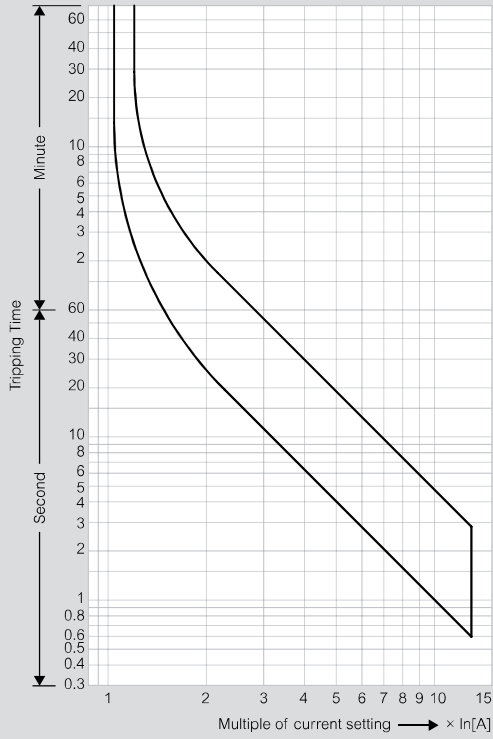
Pack	Cat.Nos	Thermal overload relays for 3-pole mini contactors	
		Class 10A Integrated auxiliary contacts 1 NO + 1 NC	
1	4170 80	0.16 A	
1	4170 81	0.25 A	
1	4170 82	0.40 A	
1	4170 83	0.63 A	
1	4170 84	1 A	
1	4170 85	1.6 A	
1	4170 86	2.5 A	
1	4170 87	4 A	
1	4170 88	6 A	
1	4170 89	8 A	
1	4170 90	9 A	
1	4170 91	10 A	
1	4170 92	13 A	
1	4170 93	16 A	
		Add on auxiliary blocks for mini contactors	
		I _{th} : 10 A	
		Front mounting	
15	4171 50	1 NO + 1 NC	
15	4171 51	2 NO	
15	4171 52	2 NC	
15	4171 53	4 NO	
15	4171 54	3 NO + 1 NC	
15	4171 55	2 NO + 2 NC	
15	4171 56	1 NO + 3 NC	
15	4171 57	4 NC	
		Side mounting	
20	4171 58	1 NO	
20	4171 59	1 NC	
		Interlock unit	
5	4171 60	Mechanical interlock for mini contactors	
		Spare coils	
10	4171 70	24 V~	
10	4171 71	24 V=	
10	4171 74	110 V~	
10	4171 76	230 V~	
10	4171 79	415 V~	

Thermal relays RTX³

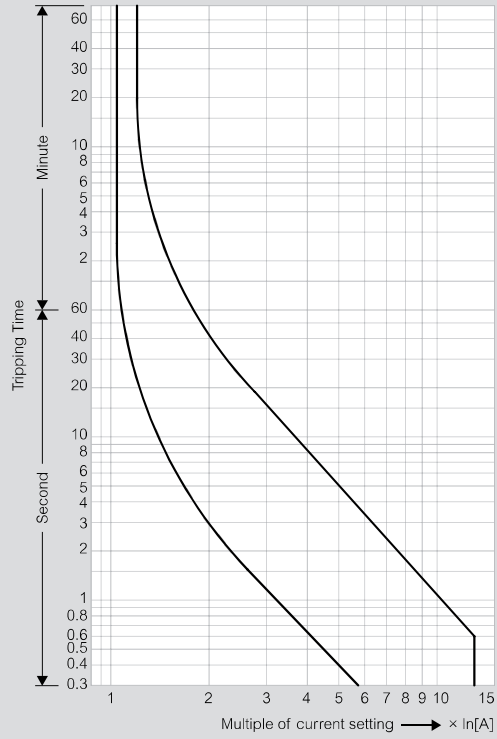
tripping curves

RTX³ 40 - class 10 A

Cold starting

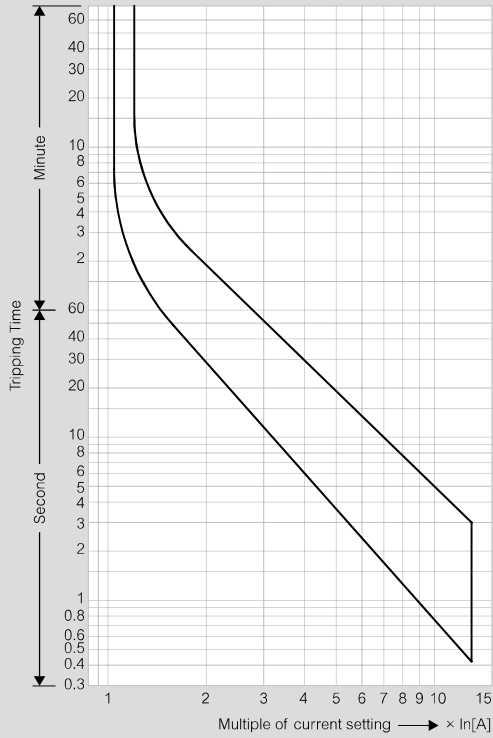


Hot starting

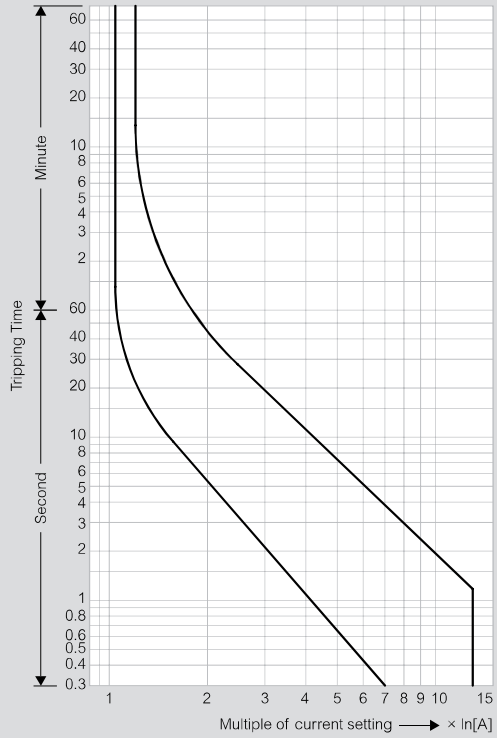


RTX³ 65 - class 10 A

Cold starting



Hot starting

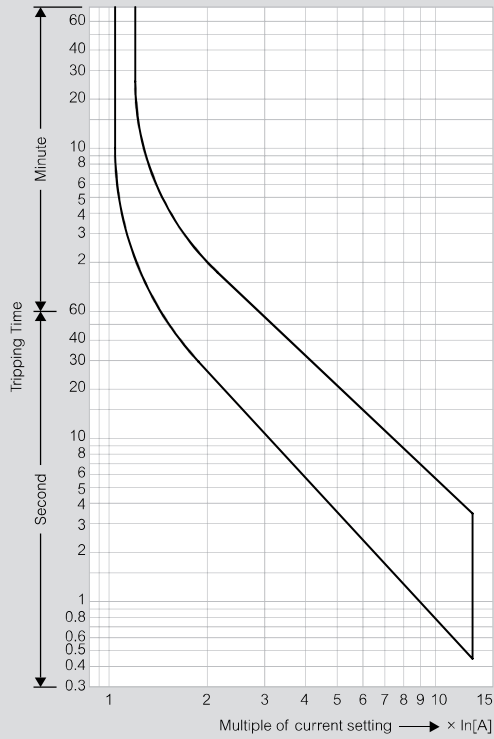


Thermal relays RTX³

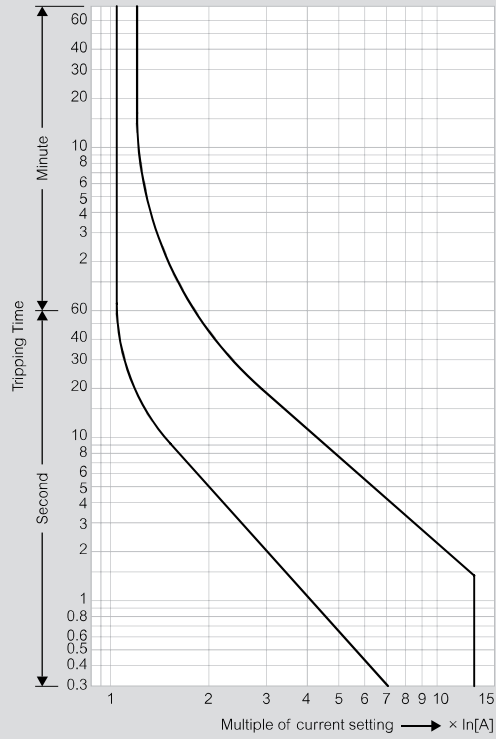
tripping curves (continued)

RTX³ 100 - class 10 A

Cold starting

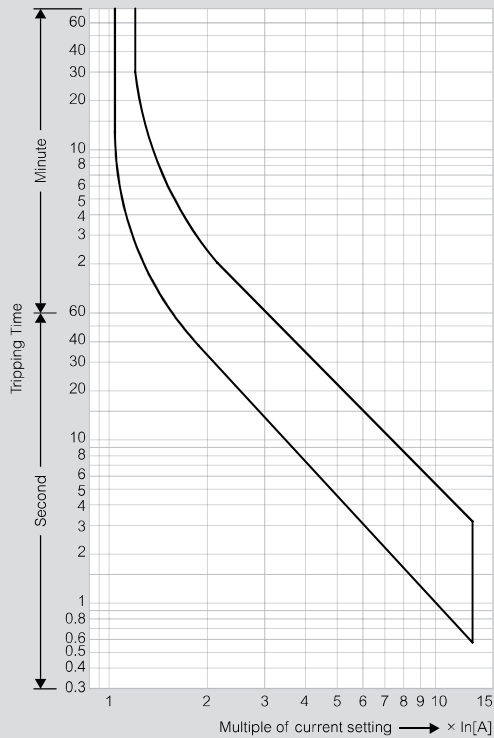


Hot starting

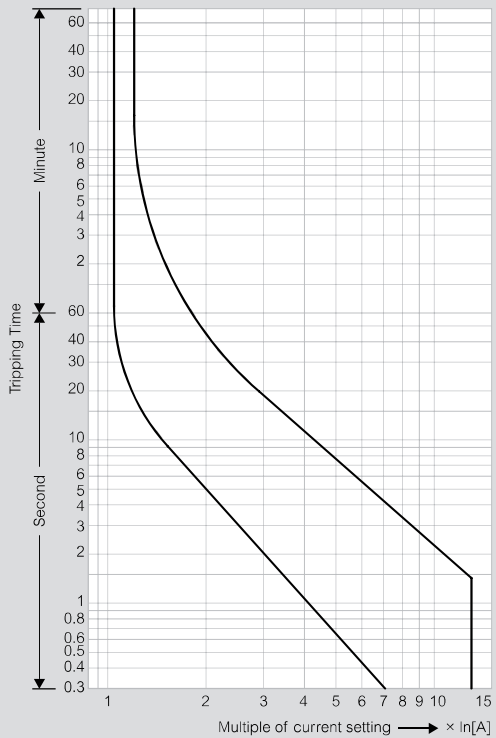


RTX³ 150 - class 10 A

Cold starting



Hot starting

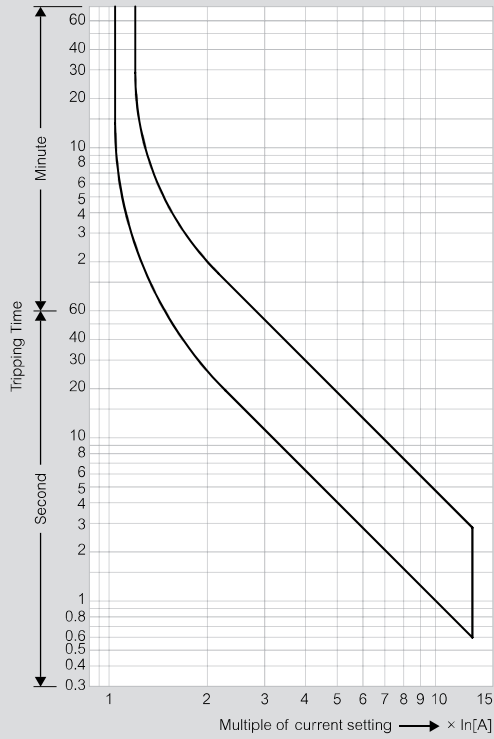


Thermal relays RTX³

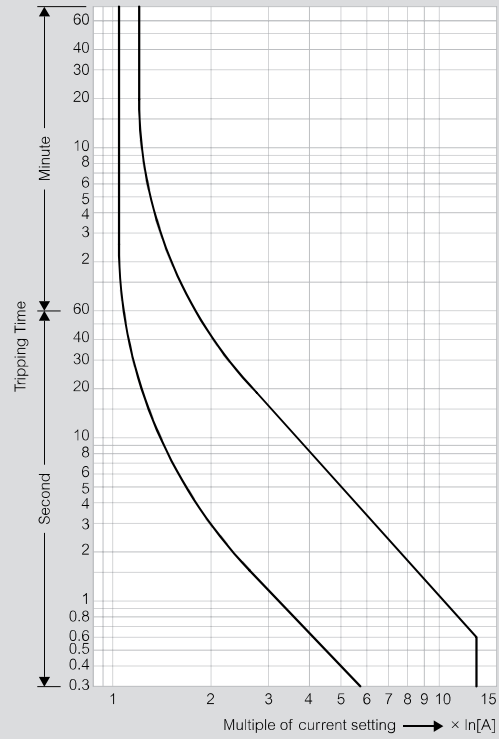
tripping curves (continued)

RTX³ 225 - class 10 A

Cold starting

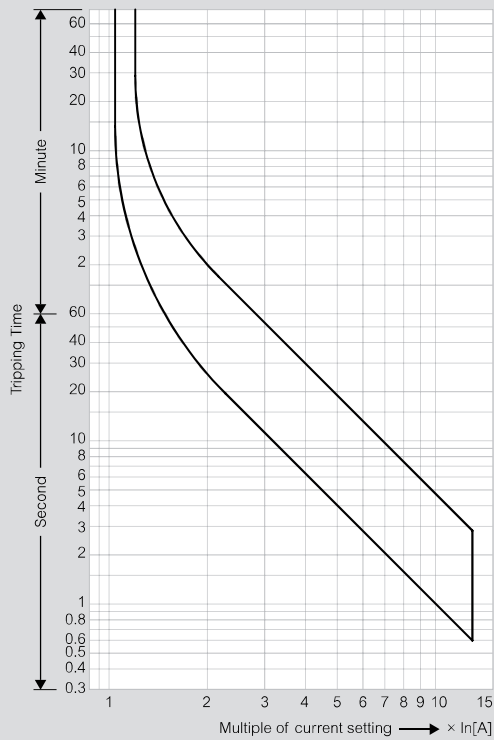


Hot starting

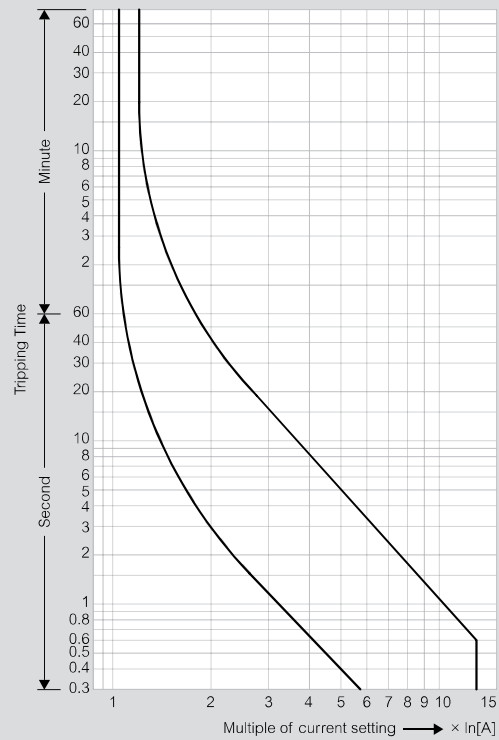


RTX³ 400 - class 10 A

Cold starting



Hot starting

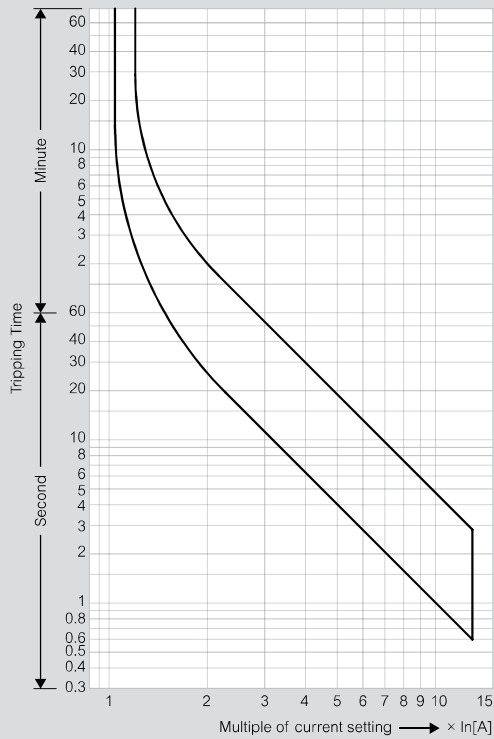


Thermal relays RTX³

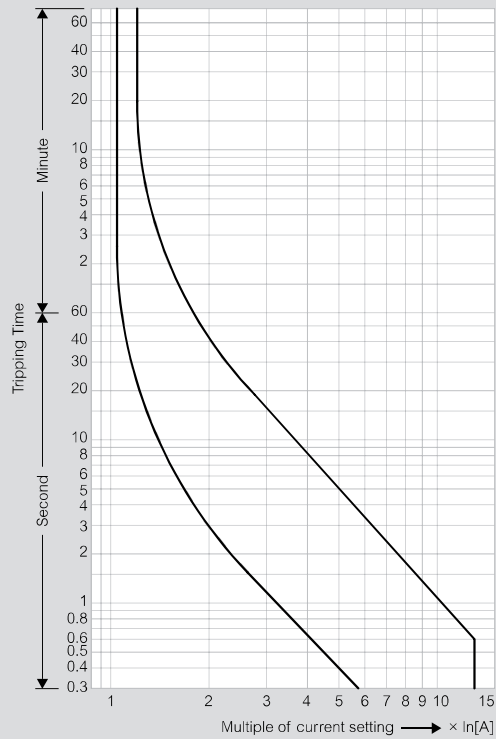
tripping curves (continued)

RTX³ 800 - class 10 A

Cold starting

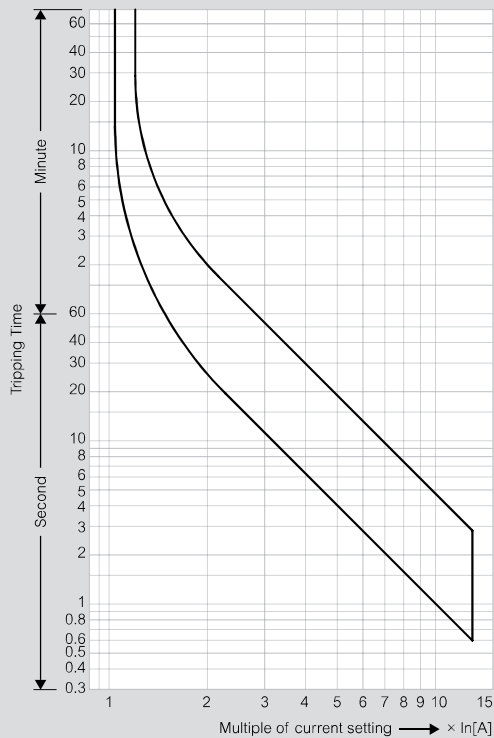


Hot starting

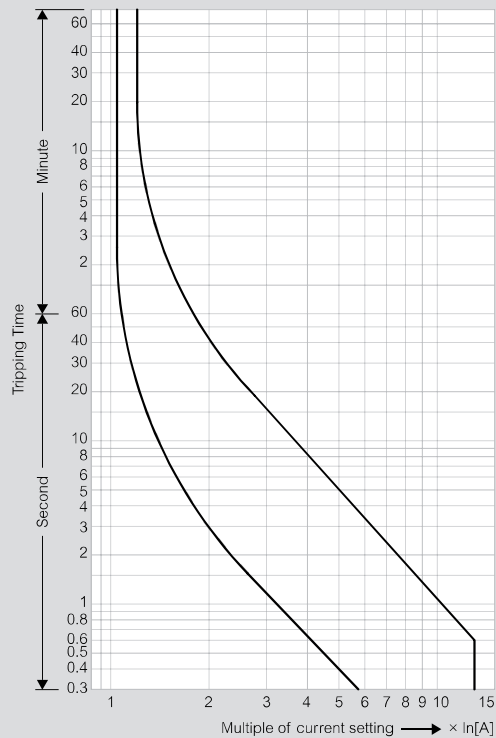


RTX³ mini - class 10 A (thermal relays for CTX³ mini contactors)

Cold starting



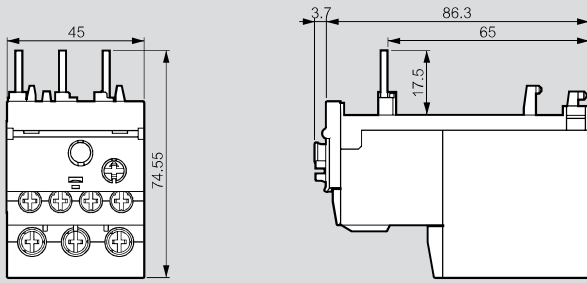
Hot starting



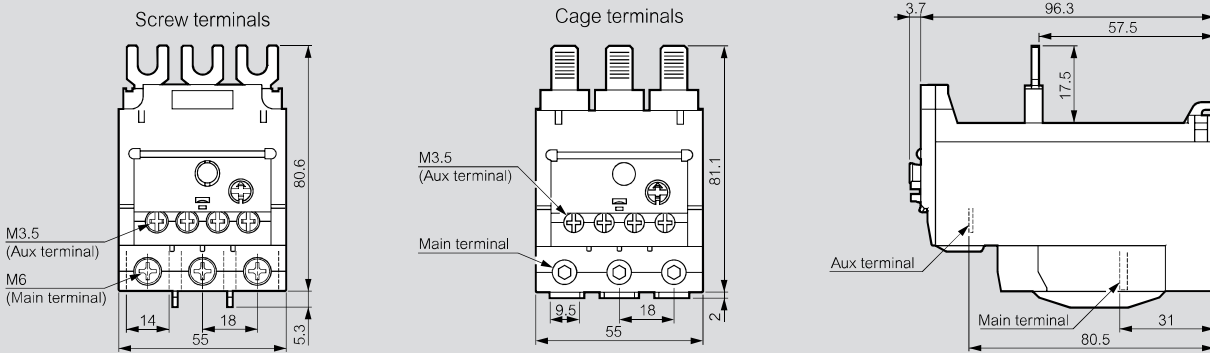
Thermal relays RTX³ - screw type terminals and cage terminals

dimensions

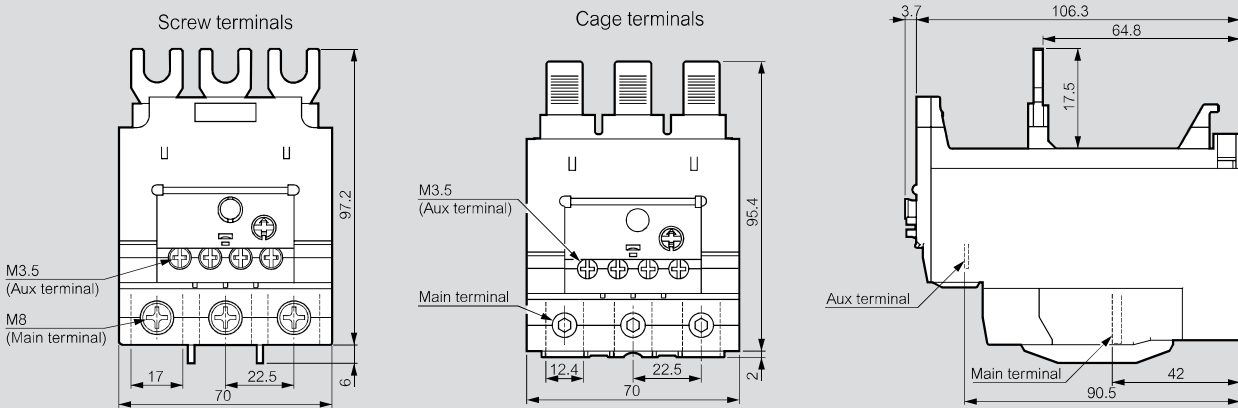
RTX³ 40



RTX³ 65



RTX³ 100



RTX³ 150

