


DRX™ 630

thermal magnetic MCCBs from 320 to 630 A



Technical characteristics and curves **p. 125**
 Dimensions and installation principle **see e-catalogue**

For switching, control, isolation and protection of low-voltage electrical lines
 Can be fitted with auxiliaries
 Supplied with:
 - M8 terminals
 - Fixing screws
 - Insulating shields (2 for 3P and 3 for 4P)
 Fixed thermal and magnetic
 Conform to IEC 60947-2

Pack	Cat.Nos		DRX 630
	3P	4P	Breaking capacity Icu 36 kA (415 V~)
1	0 272 34	0 272 38	In
1	0 272 35	0 272 39	320 A
1	0 272 36	0 272 40	400 A
1	0 272 37	0 272 41	500 A
			Breaking capacity Icu 50 kA (415 V~)
			In
1	0 272 42	0 272 46	320 A
1	0 272 43	0 272 47	400 A
1	0 272 44	0 272 48	500 A
1	0 272 45	0 272 49	630 A

Pack	Cat.Nos	Rotary handles
1	0 272 50	Direct on DRX Standard (grey)
		Vari-depth handle Comprising: connecting rod, bracket, drilling template, mounting accessories, door locking mechanism
1	0 272 51	Standard (grey)

Pack	Cat.Nos		Connection accessories
1	0 262 30		Insulating shields Used to isolate the connection between each pole Set of 2 pieces
1	3P	4P	Sealable terminal shields Set of 2
1	4 222 34	4 222 35	IP 20 terminal cover Set of two terminal covers
1	0 262 50		Cage terminals Set of 4 cage terminals for cables
1	0 262 51		Set of 4 high capacity cage terminals for cables
1	0 262 47		Extended front terminals Set of 4 extended front terminals

Pack	Cat.Nos		Connection accessories (continued)
1	3P	4P	Spreaders Set of incoming or outgoing spreaders
1	0 262 48	0 262 49	
1	0 263 52	0 263 53	Flat terminals Set of incoming or outgoing flat terminals
1	0 262 40		Padlock for DRX 630 For locking on "OFF" position (up to 3 locks)

Pack	Cat.Nos	Control and signalling auxiliaries for DRX 630
1	4 210 11	Auxiliary contact or fault signal For signalling the state of the contacts or opening of the MCCB on a fault Changeover switch 3 A - 240 V~
		Shunt releases Shunt inrush power 300 V~ Coil voltage
1	4 222 39	24 V~ and =
1	4 222 40	48 V~ and =
1	4 222 41	110 V~ and =
1	4 222 42	230 V~ and =
1	4 222 43	400 V~ and =
		Undervoltage releases Undervoltage power consumption 5 V~ Coil voltage
1	4 222 44	24 V=
1	4 222 45	24 V~
1	4 222 46	48 V~
1	4 222 47	110 V~ and =
1	4 222 48	230 V~ and =
1	4 222 49	400 V~ and =

Dimensions
 see e-catalogue



DPX³ 630 and 1600

common auxiliaries



4 222 42



4 222 48

Pack	Cat.Nos	Auxiliary contact or fault signal
1	4 210 11	For signalling the state of the contacts or opening of the MCCB on a fault For DPX ³ /DPX ³ -I Changeover switch 3 A - 240 V \sim
Shunt releases		
Allow remote tripping of a DPX ³ or DPX ³ -I 630 and DPX ³ 1600 Shunt inrush power 300 VA		
1	4 222 39	Coil voltage 24 V \sim / =
1	4 222 40	Coil voltage 48 V \sim / =
1	4 222 41	Coil voltage 110 V \sim / =
1	4 222 42	Coil voltage 230 V \sim / =
1	4 222 43	Coil voltage 400 V \sim / =
Undervoltage releases		
Allow remote tripping of a DPX ³ or DPX ³ -I 630 and 1600 Consumption: 5 VA		
1	4 222 44	Coil voltage 24 V \sim
1	4 222 45	Coil voltage 24 V \sim
1	4 222 46	Coil voltage 48 V \sim
1	4 222 47	Coil voltage 110 - 125 V \sim
1	4 222 48	Coil voltage 220 - 240 V \sim
1	4 222 49	Coil voltage 380 - 415 V \sim
Time-lag (800 ms) undervoltage release		
Allow remote tripping of a DPX ³ /DPX ³ -I 630 or 1600 Prevents false tripping in the event of power supply microbreaks		
Time-lag modules		
		Number of modules
1	0 261 90	230 V \sim 3
1	0 261 91	400 V \sim 3
Release		
To be equipped with a time-lag module Cat.Nos 0 261 90/91		
1	4 226 23	For DPX ³ /DPX ³ -I 630 and 1600

Automation control units for supply invertors **p. 157**



Power supervision system **p. 97**

DPX³ 160, 250, 630 and 1600

power supervision system



0 261 78



0 261 56

Pack	Cat.Nos	Auxiliary power supply for DPX ³
1	4 210 83	For supplying DPX ³ electronic units when the circuit breaker is open or when the current passing through it is insufficient Input voltage 24 V \sim / = 2 modules Output 250 mA: can supply several circuit breakers Consumption: - Thermal-magnetic DPX ³ with residual current protection: 42 mA - Electronic DPX ³ : 30 mA - Electronic DPX ³ with measurement: 54 mA - Electronic DPX ³ with residual current protection: 54 mA - Electronic DPX ³ with residual current protection and measurement: 54 mA
RS485 Modbus communication interface		
DPX³ electronic interface		
1	4 210 75	For connecting electronic DPX ³ (except DPX ³ 630 and 1600 S1 electronic releases) to an RS485 Modbus communication network All the information managed by the circuit breaker's electronic card will be shared on the Modbus network Dimension: 2 modules Power supply: 24 V \sim / = RS 485 link (2-wire) Address, speed and coding can be modified with configurator kit
Modular power supply		
	0 035 67	230 V \sim - 27 V \sim - 0.6 A 2 modules
Remote communication and supervision		
Energy management multi-support web servers		
Allow remote configuration, test, control and visualization, via a web browser on PCs, smartphones, web viewers, tablet computers, of data collected from: protection devices (DX ³ add-on modules with integrated measurement control unit, DPX ³ and DMX ³), EMDX ³ electricity meters and multi-function measuring units and CX ³ energy management system		
1	0 261 78	For 32 Modbus addresses or 32 pulse modules
1	0 261 79	For 255 Modbus addresses or 32 pulse modules
Legrand Software dedicated to measurement		
For displaying the values collected from electricity meters or multi-function measuring units on a PC connected to the network		
1	0 261 88	For 32 metering devices (supplied on CD)
1	0 261 89	For 255 metering devices (supplied on CD)
Door mounting touch screen		
1	0 261 56	Optional touch screen allowing to: - visualize information coming from DX ³ , DPX ³ and DMX ³ protection devices and EMDX ³ multi-function measuring units and - control protection devices equipped with the universal control module Cat.No 4 149 32 (p. 92) Can manage up to 9 devices Power supply: 18-30 V = IP connection For mounting on door or solid faceplate Door cut: 92 x 92 mm

A B C D

DPX³ 630
DPX³ 1600
DPX³ I 1600

	4 222 39÷43	4 222 44÷48	4 222 49	4 226 23
A	1	-	-	-
B	-	1	1	1
C	1	1	1	1
D	-	-	1	-

DPX³ 630

**DPX³ 1600
DPX³ I 1600**

①

0,34 - 1,5 mm²
AWG 22 - # AWG 16

4 mm

0,5 Nm

0,5 Nm

②

0,5 x 3 mm

DPX³ 630

③

**DPX³ 1600
DPX³ I 1600**

④

4 222 49 50 - 60 Hz
400Vac

D

4 226 23 50 - 60 Hz
230Vac

B

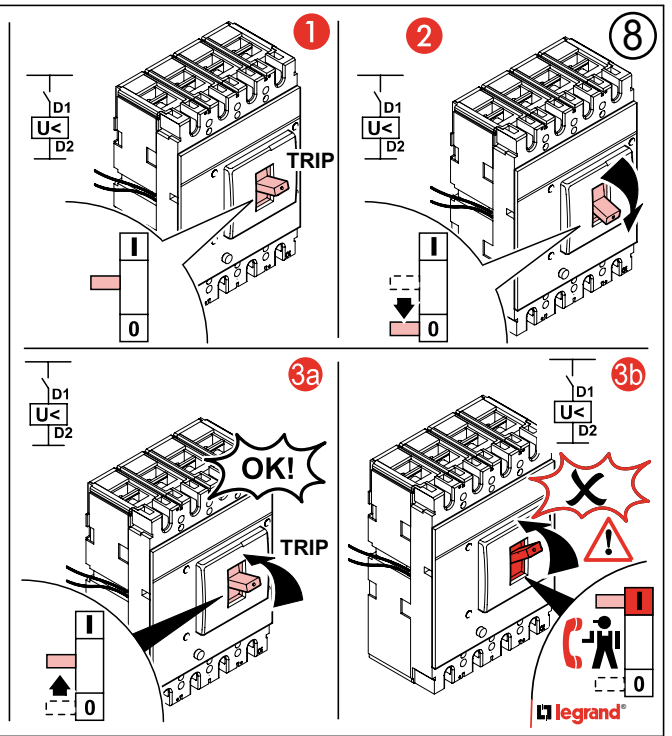
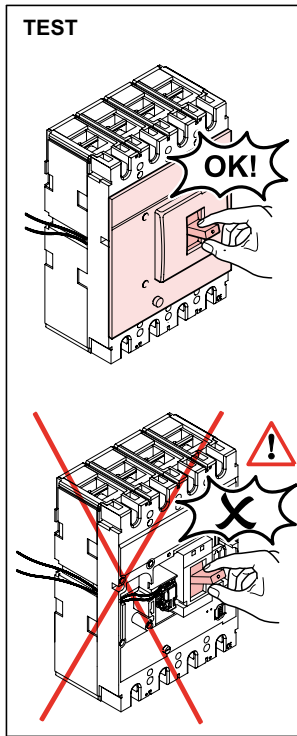
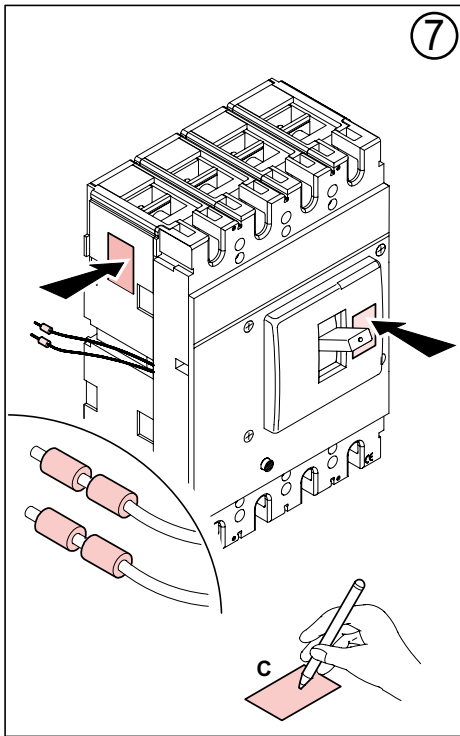
⑤

0 261 90

DPX³ 630

**DPX³ 1600
DPX³ I 1600**

⑥



Consignes de sécurité

Ce produit doit être installé conformément aux règles d'installation et de préférence par un électricien qualifié. Une installation et une utilisation incorrectes peuvent entraîner des risques de choc électrique ou d'incendie. Avant d'effectuer l'installation, lire la notice, tenir compte du lieu de montage spécifique au produit. Ne pas ouvrir, démonter, altérer ou modifier l'appareil sauf mention particulière indiquée dans la notice. Tous les produits Legrand doivent exclusivement être ouverts et réparés par du personnel formé et habilité par Legrand. Toute ouverture ou réparation non autorisée annule l'intégralité des responsabilités, droits à remplacement et garanties. Utiliser exclusivement les accessoires de la marque Legrand.

(FR) (BE) (CA) (LU) (CH)



Safety instructions

This product should be installed in compliance with installation rules, preferably by a qualified electrician. Incorrect installation and use can lead to risk of electric shock or fire. Before carrying out the installation, read the instructions and take account of the product's specific mounting location. Do not open up, dismantle, alter or modify the device except where specifically required to do so by the instructions. All Legrand products must be opened and repaired exclusively by personnel trained and approved by Legrand. Any unauthorised opening or repair completely cancels all liabilities and the rights to replacement and guarantees. Use only Legrand brand accessories.

(GB) (CA) (IN) (IE) (US)



Sicherheitshinweise

Dieses Produkt darf nur durch eine Elektro-Fachkraft eingebaut werden. Bei falschem Einbau bzw. Umgang besteht das Risiko eines elektrischen Schlages oder Brandes. Vor der Installation die Anleitung lesen, den produktspezifischen Montageort beachten. Das Gerät vorbehaltlich besonderer, in der Betriebsanleitung angegebener Hinweise nicht öffnen, zerlegen, beschädigen oder abändern. Alle Produkte von Legrand dürfen ausschließlich von durch Legrand geschultes und anerkanntes Personal geöffnet und repariert werden. Durch unbefugte Öffnung oder Reparatur erlöschen alle Haftungs-, Ersatz- und Gewährleistungsansprüche. Ausschließlich Zubehör der Marke Legrand benutzen.

(DE)



Consignas de seguridad

Este producto debe instalarse conforme a las normas de instalación y preferiblemente por un electricista cualificado. Una instalación y una utilización incorrectas pueden entrañar riesgos de choque eléctrico o de incendio. Antes de efectuar la instalación, leer las instrucciones, tener en cuenta el lugar de montaje específico del producto. No abrir, desmontar, alterar o modificar el aparato salvo que esto se indique específicamente en las instrucciones. Todos los productos Legrand deben ser abiertos y reparados exclusivamente por personal formado y habilitado por Legrand. Cualquier apertura o reparación no autorizada anula la totalidad de las responsabilidades, derechos a sustitución y garantías. Utilizar exclusivamente los accesorios de la marca Legrand.

(ES) (CL) (CO) (CR) (MX) (PE) (US) (VE)



Istruzioni di sicurezza

Questo prodotto deve essere installato in conformità con le regole d'installazione e di preferenza da un elettricista qualificato. L'eventuale installazione e utilizzo improprio dello stesso possono comportare rischi di shock elettrico o incendio. Prima di procedere all'installazione, leggere attentamente le istruzioni associate e individuare un luogo di montaggio idoneo in funzione del prodotto. Non aprire, smontare, alterare o modificare l'apparecchio eccetto speciale menzione indicata nel manuale. Tutti i prodotti Legrand devono essere esclusivamente aperti e riparati da personale adeguatamente formato e autorizzato da Legrand. Qualsiasi apertura o riparazione non autorizzata comporta l'esclusione di eventuali responsabilità, diritti alla sostituzione e garanzie. Utilizzare esclusivamente accessori a marchio Legrand.

(IT) (CH)



Instruções de segurança

Este produto deve ser instalado de acordo com as regras de instalação e de preferência por um electricista qualificado. A instalação e o uso incorrectos podem provocar riscos de choque eléctrico ou de incêndio. Antes de efectuar a instalação, ler as instruções e ter em conta a localização adequada para a montagem do produto. Não abrir, desmontar, alterar ou modificar o aparelho salvo especificação em contrário nas instruções do produto. Todos os produtos Legrand só devem ser abertos e reparados exclusivamente por pessoal formado e autorizado pela Legrand. Qualquer abertura ou reparação não autorizada cancela todas as responsabilidades, direitos de substituição e garantias. Utilizar exclusivamente os acessórios da marca Legrand.

(PT)



Меры предосторожности

Установка данного изделия должна выполняться в соответствии с правилами монтажа и предпочтительно квалифицированным электриком. Неправильный монтаж или нарушение правил эксплуатации изделия могут привести к возникновению пожара или поражению электрическим током. Перед монтажом необходимо внимательно ознакомиться с данной инструкцией, а также принять во внимание требования к месту установки изделия. Запрещается вскрывать корпус изделия, а также разбирать, выводить из строя или модифицировать изделие, кроме случаев, оговоренных в инструкции. Вскрытие и ремонт изделий марки Legrand могут выполняться только специалистами, обученными и допущенными к таким работам компанией Legrand. Несанкционированное вскрытие или выполнение ремонтных работ посторонними лицами лишает законной силы любые требования об ответственности, замене или гарантийном обслуживании. При ремонте или гарантийном обслуживании использовать только запасные части марки Legrand.

(RU)



Przepisy bezpieczeństwa

Produkt ten powinien być montowany zgodnie z zasadami instalacji, najlepiej przez wykwalifikowanego elektryka. Niepoprawna instalacja lub złe użytkowanie mogą spowodować ryzyko porażenia prądem lub pożaru. Przed przystąpieniem do instalacji, zapoznać się z instrukcją i uwzględnić miejsce montażu urządzenia. Nie otwierać, nie demontować ani nie modyfikować urządzenia, jeśli nie ma na ten temat specjalnej wzmianki w instrukcji. Wszystkie produkty Legrand mogą być otwierane i naprawiane wyłącznie przez pracowników przeszkolonych i upoważnionych przez Legrand. Każde otwarcie lub naprawa dokonane bez odpowiedniego upoważnienia zwalnia Legrand od wszelkiej odpowiedzialności, powoduje utratę prawa do wymiany produktu i wygaśnięcie gwarancji. Używać wyłącznie oryginalnych części marki Legrand.

(PL)



Güvenlik talimatları

Bu ürün montaj kurallarına uygun olarak ve tercihen yetkili bir elektrikçi tarafından gerçekleştirilmelidir. Hatalı bir yerleştirme ve kullanım, elektrik çarpmasına veya yangına neden olabilir. Yerleştirmeden önce, talimatları okuyun ve ürüne özgü montaj yerine dikkat ediniz. Kılavuzda aksi belirtilmediği sürece cihazı açmayın, sökmeyin veya üzerinde değişiklik yapmayın. Tüm Legrand ürünlerinin yalnız Legrand tarafından eğitilmiş ve yetkilendirilmiş personel tarafından açılması ve tamir edilmesi gerekir. İzin verilmeden herhangi bir açılma veya tamir, tüm sorumlulukları, değiştirme haklarını ve garantileri iptal eder. Yalnızca Legrand marka aksesuarları kullanın.

(TR) (CY)



安全说明

该产品应由拥有电工资格的人进行安装。错误的安装和使用会导致发生触电或火灾等危险。安装前，请仔细阅读安装说明并且考虑产品特殊的安装位置。除安装说明上特殊要求外，不要随意拆开、拆除以及改动该装置。所有罗格朗的产品都只能被罗格朗培训并认可的人员拆开和维修。任何未经授权的人员拆卸或维修将被完全取消更换和保证的权利。