

Ekinox³ TPN DB-VTPN DPX³ 160 MCCB DB's



Ekinox³ TPN DB-VTPN DPX³ 250 MCCB DB's



5077 53

Dimensions p. 17

- As per IEC 61439-3
- Suitable for Flush Mounting and Surface Mounting
- With 250 A Copper Busbar for each phase
- With 2 Neutral bar, 2 Earthbar and Cable ties for Cable management
- Fully insulated busbar & shrouded Neutral bars
- Improved Pan assembly for ease of installation
- Prefitted masking sheet
- Reversible Door for IP 43 & IP 54 DB's
- With provision for DEX³ 160 MCCB as incomer and SP/TP MCB's as outgoing

Pack	Cat.Nos	IP 30 - *IK 08	Number of modules	MRP* ₹/ unit
1	5077 40	4 way	DPX ³ 160+12	10000
1	5077 41	6 way	DPX ³ 160+18	10800
1	5077 42	8 way	DPX ³ 160+24	11836
1	5077 43	12 way	DPX ³ 160+36	17892
IP 43 - *IK 09 with metal door				
1	5077 45	4 way	DPX ³ 160+12	10984
1	5077 46	6 way	DPX ³ 160+18	12480
1	5077 47	8 way	DPX ³ 160+24	13734
1	5077 48	12 way	DPX ³ 160+36	18368
IP 54 - *IK 09				
1	5077 50	4 way	DPX ³ 160+12	22506
1	5077 51	6 way	DPX ³ 160+18	25880
1	5077 52	8 way	DPX ³ 160+24	27054
1	5077 53	12 way	DPX ³ 160+36	36332



5077 55

Dimensions p. 17

- As per IEC 61439-3
- Suitable for Flush Mounting and Surface Mounting
- With 250 A Copper Busbar for each phase
- With 2 Neutral bar, 2 Earthbar and Cable ties for Cable management
- Fully insulated busbar & shrouded Neutral bars
- Improved Pan assembly for ease of installation
- Prefitted masking sheet
- Reversible Door for IP 43 & IP 54 DB's
- With provision for DEX³ 250 MCCB as incomer and SP/TP MCB's as outgoing

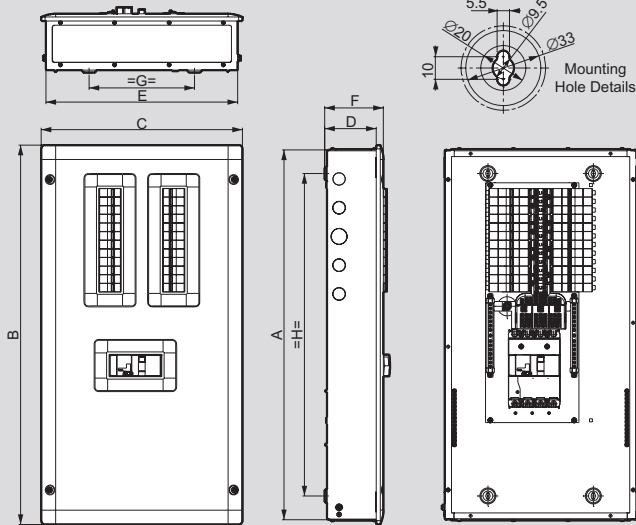
Pack	Cat.Nos	IP 30 - *IK 08	Number of modules	MRP* ₹/ unit
1	5077 55	4 way	DPX ³ 250+12	18216
1	5077 56	8 way	DPX ³ 250+24	19554
1	5077 57	12 way	DPX ³ 250+36	21794
IP 43 - *IK 09 with metal door				
1	5077 58	4 way	DPX ³ 250+12	20336
1	5077 59	8 way	DPX ³ 250+24	23746
1	5077 60	12 way	DPX ³ 250+36	25026
IP 54 - *IK 09				
1	5077 61	4 way	DPX ³ 250+12	31730
1	5077 62	8 way	DPX ³ 250+24	35834
1	5077 63	12 way	DPX ³ 250+36	41962

Ekinox³ DB's

VTPN MCCB

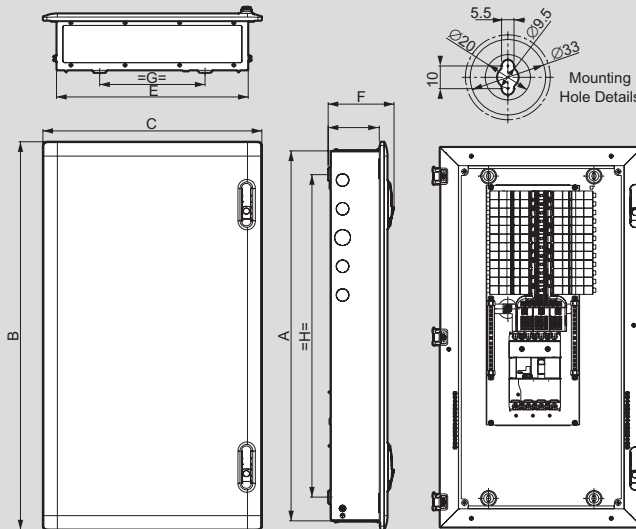
Dimensions

160 A IP30



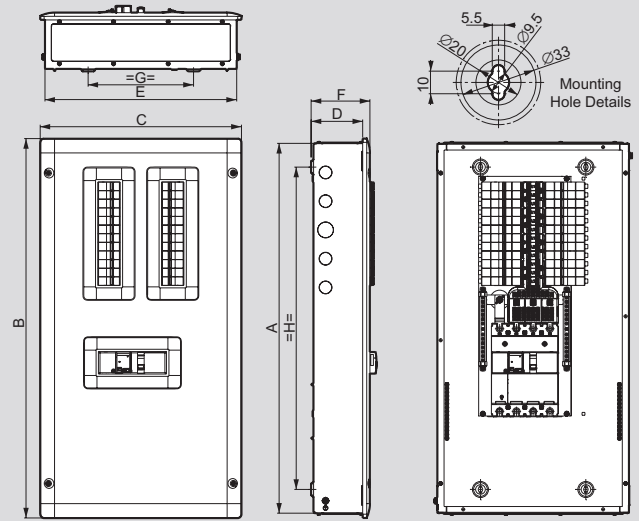
No. of Ways	A	B	C	D	E	F	G	H	Sides	
									∅33 Knock Out	∅26 Knock Out
4	664	684	420	107.5	400	122.5	220	565	1	5
6	718	738	420	107.5	400	122.5	220	619	1	5
8	772	792	420	107.5	400	122.5	220	673	1	5
12	880	900	420	107.5	400	122.5	220	781	1	5

160 A IP43 / 54



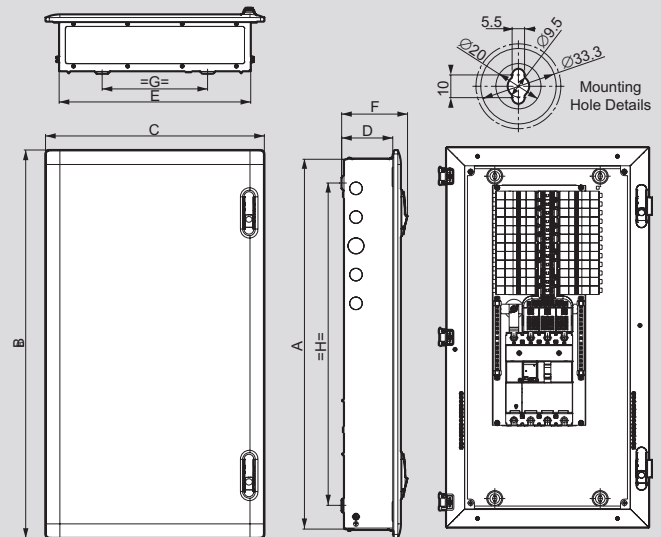
No. of Ways	A	B	C	D	E	F	G	H	Sides	
									∅33 Knock Out	∅26 Knock Out
4	664	702.4	456.8	107	400	137	220	565	1	5
6	718	756.4	456.8	107	400	137	220	619	1	5
8	772	810.4	456.8	107	400	137	220	673	1	5
12	880	918.4	456.8	107	400	137	220	781	1	5

250 A IP30



No. of Ways	A	B	C	D	E	F	G	H	Sides	
									∅33 Knock Out	∅26 Knock Out
4	664	684	420	107.5	400	122.5	220	565	1	5
6	718	738	420	107.5	400	122.5	220	619	1	5
8	772	792	420	107.5	400	122.5	220	673	1	5
12	880	900	420	107.5	400	122.5	220	781	1	5

250 A IP43/54



No. of Ways	A	B	C	D	E	F	G	H	Sides	
									∅33 Knock Out	∅26 Knock Out
4	664	702.4	456.8	107	400	137	220	565	1	5
6	718	756.4	456.8	107	400	137	220	619	1	5
8	772	810.4	456.8	107	400	137	220	673	1	5
12	880	918.4	456.8	107	400	137	220	781	1	5