

## Ekinox<sup>3</sup> TPN DB-Phase Selector DB's

for DX<sup>3</sup> MCB, Isolator, RCCB and RCBO



5077 81

Dimensions p. 18

- As per IEC 61439-3
- With inbuilt 3 nos of 63 A Phase selector switches and 3 Nos Piano Switches
- Suitable for Flush Mounting and Surface Mounting
- With 100 A Copper Busbar for each phase
- With Neutral bar, Earthbar and Cable ties for Cable management
- Fully insulated busbar & shrouded Neutral bars
- With provision for FP MCB/Isolator/RCCB/RCBO as incomer and SP MCB's as outgoing
- Supplied with wire set

Pack	Cat.Nos	IP 30 - "IK 08	Number of modules	MRP* ₹/ unit
1	5077 70	4 way	8+12	12104
1	5077 71	6 way	8+18	12874
1	5077 72	8 way	8+24	14262
1	5077 73	12 way	8+36	15660
<b>IP 43 - "IK 09 with metal door</b>				
1	5077 80	4 way	8+12	13092
1	5077 81	6 way	8+18	13302
1	5077 82	8 way	8+24	14252
1	5077 83	12 way	8+36	16046

## Ekinox<sup>3</sup> TPN DB - 7 segment DB's

for DX<sup>3</sup> MCB, Isolator, RCCB and RCBO



5078 86

Dimensions p. 18

- As per IEC 61439-3
- Separate compartment for incomer, sub-incomer & outgoing devices
- Suitable for Flush Mounting and Surface Mounting
- With 100 A Copper Busbar for each phase
- With Neutral bar, Earthbar and Cable ties for Cable management
- Fully insulated busbar & shrouded Neutral bars
- With provision for FP MCB/Isolator/RCCB/RCBO as incomer and SP MCB's as outgoing
- Supplied with wire set
- DB with phase segmentation and separation between incomer and Outgoings

Pack	Cat.Nos	IP 30 - "IK 08	Number of modules	MRP* ₹/ unit
1	5078 80	4 way	8+12+12	8794
1	5078 81	6 way	8+12+18	9456
1	5078 82	8 way	8+12+24	10274
1	5078 83	12 way	8+12+36	11826
<b>IP 43 - "IK 09 with metal door</b>				
1	5078 85	4 way	8+12+12	9612
1	5078 86	6 way	8+12+18	10828
1	5078 87	8 way	8+12+24	12092
1	5078 88	12 way	8+12+36	15432

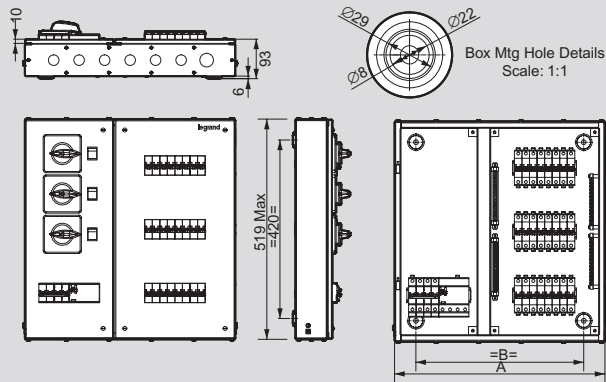
## Ekinox<sup>3</sup> DB's : phase selector

## Ekinox<sup>3</sup> DB's : 7 Segment

MCB, MCCB

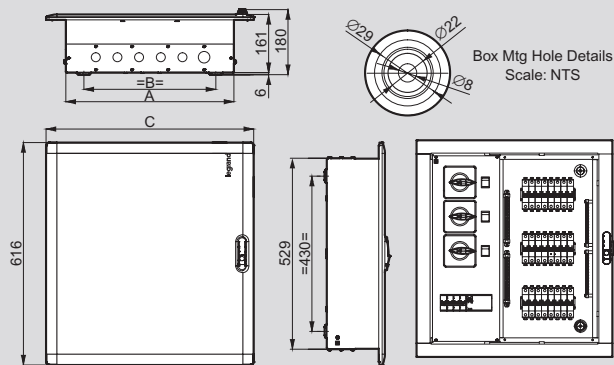
### Dimensions

IP30



No. of Way	A	B	Cat.No	Top & Bottom	
				Ø25 Knock Out	Ø32 Knock Out
4	394.4	294	5077 70	5 Nos.	1 No.
6	430.4	330	5077 71	5 Nos.	1 No.
8	466.4	366	5077 72	6 Nos.	1 No.
12	538.4	438	5077 73	7 Nos.	1 No.

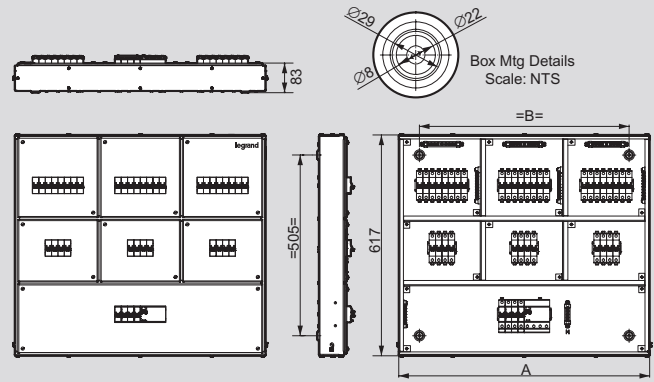
IP43



No. of Way	A	B	C	Top & Bottom	
				Ø25 Knock Out	Ø32 Knock Out
4	394.4	294	502.8	5 Nos.	1 No.
6	430.4	330	538.8	5 Nos.	1 No.
8	466.4	366	584.8	6 Nos.	1 No.
12	538.4	438	646.8	7 Nos.	1 No.

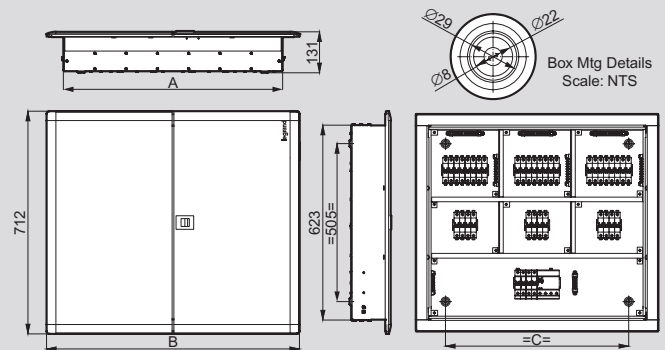
### Dimensions

MCB IP30



No. of Way	A	B	Cat.No
4	491	376	5078 80
6	596	481	5078 81
8	701	586	5078 82
12	911	796	5078 83

MCB IP43



No. of Way	A	B	C	Logo Size
4	491	598.6	376	20.9 x 63.8
6	596	703.6	481	30.3 x 92.3
8	701	808.6	586	30.3 x 92.3
12	911	1018.6	796	30.3 x 92.3