


Arteor™ mechanical switches - round version



Cover plates selection chart (p. 262-265)

Pack	Cat.Nos		Switches 6 AX - 230 V~	
	White	Magnesium		
	5733 00	5733 50	Single module mechanisms 1 module 22.5 x 45 mm	
20/200			1-way switch - left module	
20/200	5733 05	5733 55	2-way switch - left module	
20/200	5733 12	5733 62	1-way switch - middle module	
20/200	5733 01	5733 51	1-way switch - right module	
20/200	5733 06	5733 56	2-way switch - right module	
20/200	5733 02	5733 52	1-way switch with indicator left module Red LED supplied	
20/200	5733 03	5733 53	1-way switch with indicator middle module Red LED supplied	
20/200	5733 04	5733 54	1-way switch with indicator right module Red LED supplied	
20/200	5733 07	5733 57	2-way switch with indicator left module Red LED supplied	
20/200	5733 08	5733 58	2-way switch with indicator right module Red LED supplied	

Pack	Cat.Nos		Switches 20 AX - 230 V~	
	White	Magnesium		
	5733 20	5733 70	Single module mechanisms 1 module 22.5 x 45 mm	
20/200			1-way switch - left module	
20/200	5733 21	5733 71	1-way switch - right module	
20/200	5730 21	5731 21	1-way switch - middle module	
20/200	5730 24	5731 24	2-way switch - middle module	
20/200	5730 27	5731 27	2-way switch with indicator middle module	
20/200	5720 64	5725 64	1-way switch with indicator left module Red LED supplied	
20/200	5720 65	5725 65	1-way switch with indicator right module Red LED supplied	
20/200	5733 22	5733 72	2-way switch with indicator left module Red LED supplied	
20/200	5733 23	5733 73	2-way switch with indicator right module Red LED supplied	
			Two module mechanisms 2 modules 45 x 45 mm	
10/100	5733 40	5733 90	1-way switch	
10/100	5730 71	5731 71	2-way switch with indicator Red LED supplied	
10/100	5730 72	5731 72	1-way switch - 3 gang	
10/100	5730 73	5731 73	2 x 2-way switch + 1-way switch 3 gang	
10/100	5733 42	5733 92	1-way double pole switch with indicator Red LED supplied	

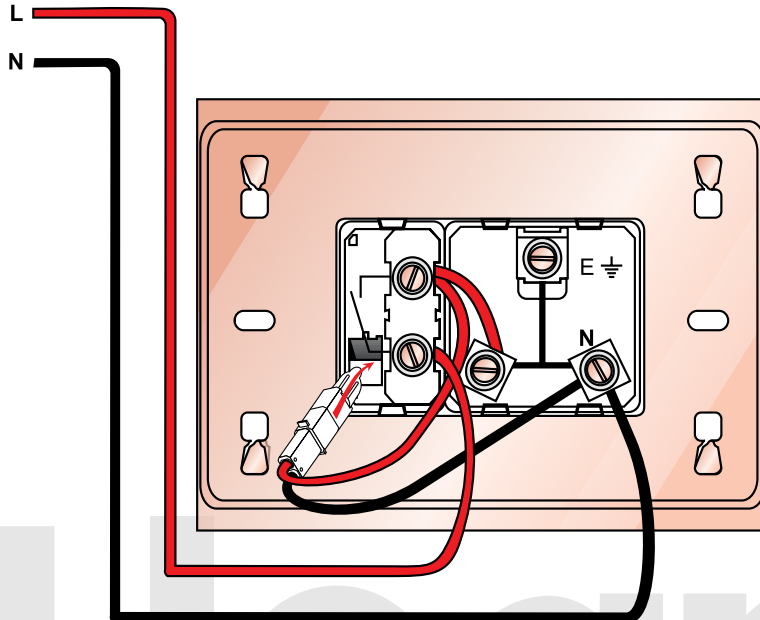
Pack	White	Magnesium	Switch 32 A - 230 V~
10/100	5733 26	5733 76	Two module mechanism 2 modules 45 x 45 mm Double pole switch with indicator 1-way Red indicator supplied

Arteor™ mechanisms

switches and accessories

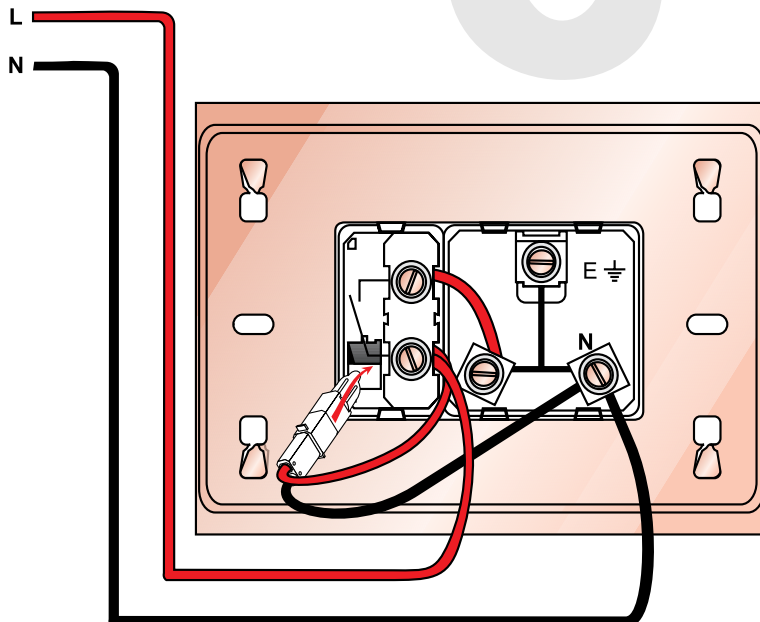
■ Technical data

(1) Wiring diagram of locator / indicator :



Indicator wiring

In this wiring, Led lamp lits up only when the switch is made ON, indicating that electric supply is ON.



Locator wiring

In this wiring, Led lamp is always illuminated showing the switch location in a dark area.