


Arteor™ dimmers - square version, fan regulators



Cover plates selection chart (p. 262-265)
Loads selection chart (p. 214), Technical data (p. 237-239)

Pack	Cat.Nos		Dimmers 100/240 V~ - 50/60 Hz
1/10	White 5722 11	Magnesium 5727 11	Resistive/inductive loads touch dimmers Without neutral, 2-wire - 600 W Push-button dimmer 2 modules 45 x 45 mm To be mounted on 3-module support frame Cat.No 5760 01
1/10	5740 07	5740 57	Leading/trailing edge dimmers 2 x 400 W Push-button dimmer With Magnesium push control 2 modules 45 x 45 mm Supplied with support frame
1/10	5740 06	5740 56	600 W Push-button dimmer 2 modules 45 x 45 mm To be mounted on 3-module support frame Cat.No 5760 01
1/10	5740 08	5740 58	Universal dimmers With neutral, 3-wire - 300 W Can be used with compact fluorescent lamps Push-button dimmer With Magnesium push control 2 modules 45 x 45 mm To be mounted on 2-module support frame
1/10/100	5734 62	5736 62	Light dimmer 60-400 W 60-400 W - 240 V~ With "OFF" and gradual dimming For incandescent and halogen lamps 2 modules 45 x 45 mm
1/10	5735 01	5737 01	Rotary Dimmer R-I Touch dimmer without neutral 1000 watts with LED Graphite 3 module
Fan controllers			
1/5/50	White 5734 16	Magnesium 5736 16	Single module fan step regulator 1 module 22.5 x 45 mm 100 W 4 steps (for 42" fans)
1/10/100	5734 63	5736 63	Two module fan step regulator 2 modules 45 x 45 mm 100 W 5 steps (for 42" fans)
1/10/100	5734 69	5736 69	120 W 5 steps For 48" and 56" fans

Arteor™ dimmers - round version, fan regulators



Cover plates selection chart (p. 262-265)
Loads selection chart (p. 214), Technical data (p. 237-239)

Pack	Cat.Nos		Dimmers 100/240 V~ - 50/60 Hz
1/10	White 5743 05	Magnesium 5743 55	Resistive/inductive loads touch dimmers Without neutral, 2-wire - 600 W Push-button dimmer 2 modules 45 x 45 mm To be mounted on 3-module support frame Cat.No 5760 01
1/10	5743 07	5743 57	Leading/trailing edge dimmers 2 x 400 W Push-button dimmer With Magnesium circular push control 2 modules 45 x 45 mm Supplied with support frame
1/10	5743 06	5743 56	600 W Push-button dimmer 2 modules 45 x 45 mm To be mounted on 3-module support frame Cat.No 5760 01
1/10	5743 08	5743 58	Universal dimmers With neutral, 3-wire - 300 W Can be used with compact fluorescent lamps Push-button dimmer With Magnesium circular push control 2 modules 45 x 45 mm To be mounted on 2-module support frame
1/10/100	5730 66	5733 66	Light Dimmer 60-400W 60-400 W - 240 V~ With "OFF" and gradual dimming For incandescent and halogen lamps 2 modules 45 x 45 mm
5/60	5722 40	5727 40	Rotary Dimmer R-I touch dimmer without neutral 1000 watts with LED Graphite 3 module
1/10	5760 01		Accessories Support frame square for 3 modules For dimmers Cat.Nos 5722 11 / 5727 11, 5740 06 / 5740 56, 5743 05 / 5743 55, 5743 06 / 5743 56
Fan controllers			
1/10/100	White 5730 03	Magnesium 5731 03	Two module fan step regulator 2 modules 45 x 45 mm 100 W 5 steps (for 42" fans)
1/10/100	5730 69	5731 69	120 W 5 steps For 48" and 56" fans

Bold catalogue numbers are products normally available with Legrand (India) stockists.
Cat. nos. that are not bold - delivery within 4 - 8 weeks from the date of order.

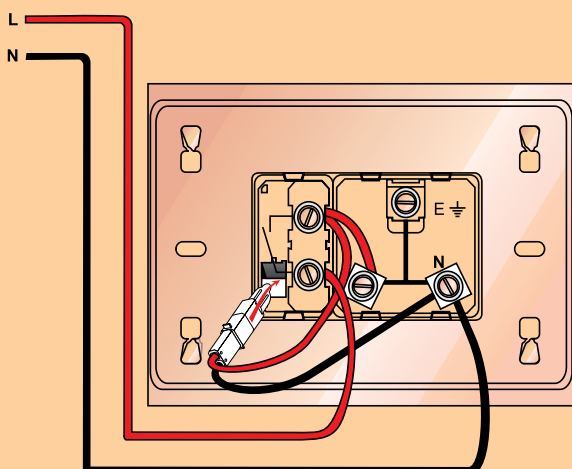
Bold packing quantity is our mandatory packing. Orders to be placed by Legrand (India) stockists in multiples of the same.

Arteor™ mechanisms

switches and accessories

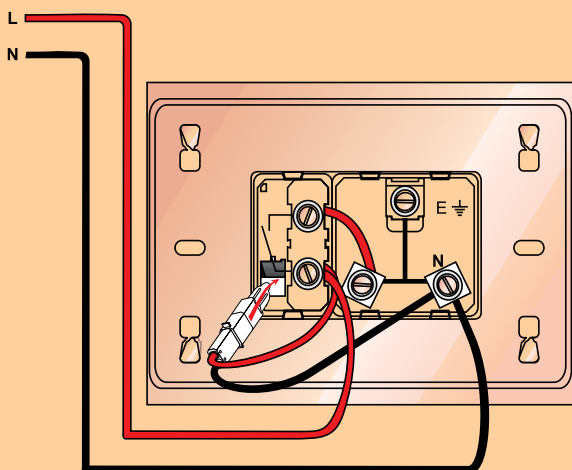
■ Technical data

(1) Wiring diagram of locator / indicator :



Indicator wiring

In this wiring, Led lamp lits up only when the switch is made ON, indicating that electric supply is ON.



Locator wiring

In this wiring, Led lamp is always illuminated showing the switch location in a dark area.