

Arteor™ dimmers - square version, fan regulators




5722 11

5740 56

5740 58

Cover plates selection chart (p. 262-265)
Loads selection chart (p. 214), Technical data (p. 237-239)

Arteor™ dimmers - round version, fan regulators



5743 55

5743 07

Cover plates selection chart (p. 262-265)
Loads selection chart (p. 214), Technical data (p. 237-239)

Pack	Cat.Nos		Dimmers 100/240 V~ - 50/60 Hz
1/10	White 5722 11	Magnesium 5727 11	Resistive/inductive loads touch dimmers Without neutral, 2-wire - 600 W Push-button dimmer 2 modules 45 x 45 mm To be mounted on 3-module support frame Cat.No 5760 01
1/10	5740 07	5740 57	Leading/trailing edge dimmers 2 x 400 W Push-button dimmer With Magnesium push control 2 modules 45 x 45 mm Supplied with support frame
1/10	5740 06	5740 56	600 W Push-button dimmer 2 modules 45 x 45 mm To be mounted on 3-module support frame Cat.No 5760 01
1/10	5740 08	5740 58	Universal dimmers With neutral, 3-wire - 300 W Can be used with compact fluorescent lamps Push-button dimmer With Magnesium push control 2 modules 45 x 45 mm To be mounted on 2-module support frame
1/10/100	5734 62	5736 62	Light dimmer 60-400 W 60-400 W - 240 V~ With "OFF" and gradual dimming For incandescent and halogen lamps 2 modules 45 x 45 mm
1/10	5735 01	5737 01	Rotary Dimmer R-I Touch dimmer without neutral 1000 watts with LED Graphite 3 module

Pack	Cat.Nos		Fan controllers
1/5/50	White 5734 16	Magnesium 5736 16	Single module fan step regulator 1 module 22.5 x 45 mm 100 W 4 steps (for 42" fans)
1/10/100	5734 63	5736 63	Two module fan step regulator 2 modules 45 x 45 mm 100 W 5 steps (for 42" fans)
1/10/100	5734 69	5736 69	120 W 5 steps For 48" and 56" fans

Pack	Cat.Nos		Dimmers 100/240 V~ - 50/60 Hz
1/10	White 5743 05	Magnesium 5743 55	Resistive/inductive loads touch dimmers Without neutral, 2-wire - 600 W Push-button dimmer 2 modules 45 x 45 mm To be mounted on 3-module support frame Cat.No 5760 01
1/10	5743 07	5743 57	Leading/trailing edge dimmers 2 x 400 W Push-button dimmer With Magnesium circular push control 2 modules 45 x 45 mm Supplied with support frame
1/10	5743 06	5743 56	600 W Push-button dimmer 2 modules 45 x 45 mm To be mounted on 3-module support frame Cat.No 5760 01
1/10	5743 08	5743 58	Universal dimmers With neutral, 3-wire - 300 W Can be used with compact fluorescent lamps Push-button dimmer With Magnesium circular push control 2 modules 45 x 45 mm To be mounted on 2-module support frame
1/10/100	5730 66	5733 66	Light Dimmer 60-400W 60-400 W - 240 V~ With "OFF" and gradual dimming For incandescent and halogen lamps 2 modules 45 x 45 mm
5/60	5722 40	5727 40	Rotary Dimmer R-I touch dimmer without neutral 1000 watts with LED Graphite 3 module
1/10	5760 01		Accessories Support frame square for 3 modules For dimmers Cat.Nos 5722 11 / 5727 11, 5740 06 / 5740 56, 5743 05 / 5743 55, 5743 06 / 5743 56

Pack	Cat.Nos		Fan controllers
1/10/100	White 5730 03	Magnesium 5731 03	Two module fan step regulator 2 modules 45 x 45 mm 100 W 5 steps (for 42" fans)
1/10/100	5730 69	5731 69	120 W 5 steps For 48" and 56" fans

Bold catalogue numbers are products normally available with Legrand (India) stockists.
Cat. nos. that are not bold - delivery within 4 - 8 weeks from the date of order.

Bold packing quantity is our mandatory packing. Orders to be placed by Legrand (India) stockists in multiples of the same.

Arteor™

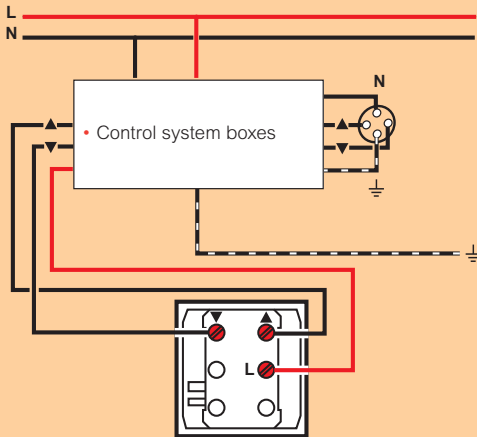
electric roller blind control

■ Technical data

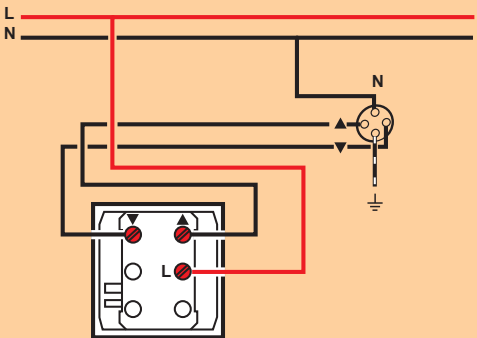
Electric roller blind control

Cat. no. 5722 20, 5727 20,
5732 20 / 22 / 23 / 24 / 25 / 34 / 35 / 36 / 37
5737 20 / 22 / 23 / 24 / 25 / 34 / 35 / 36 / 37

10 A - 250 V ~ 50/60 Hz



10 A - 250 V ~ 50/60 Hz



Arteor™

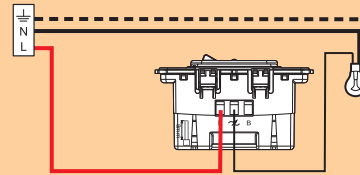
dimmers

■ Technical data

Dimmer switch

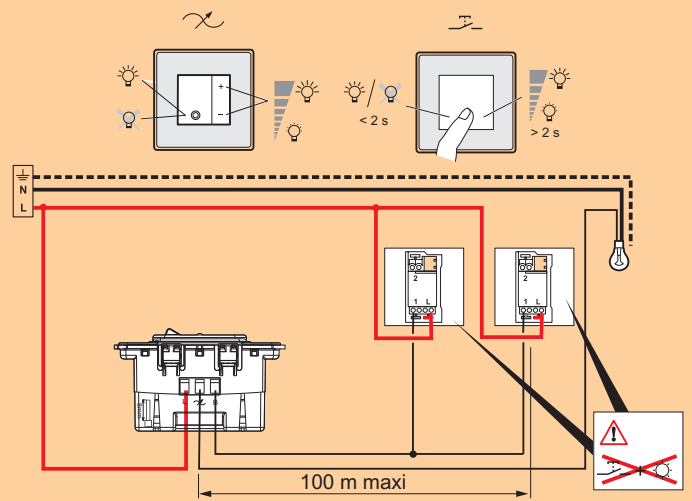
Cat. no. 5722 11, 5727 11, 5743 05 / 55

Connection of one lighting point



Connection of several lighting point

By combining NO pushbutton (without locator): two-way switch function with light dimming from all light control points.



240 Vac	Max.	600 W	600 W	600 VA
	Min.	40 W	40 W	40 VA
100 Vac	Max.	300 W	300 W	300 VA
	Min.	20 W	20 W	20 VA

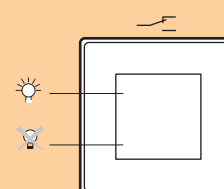

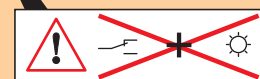
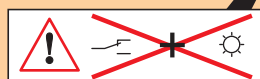
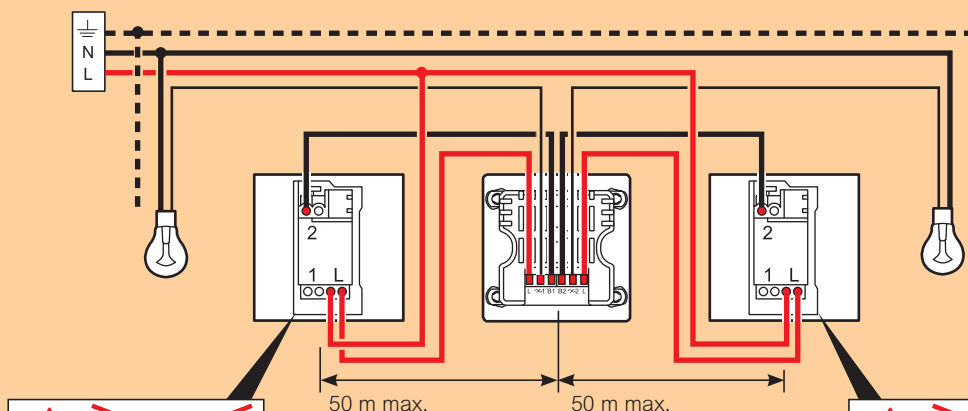
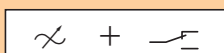
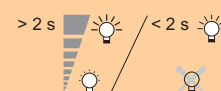

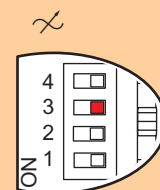
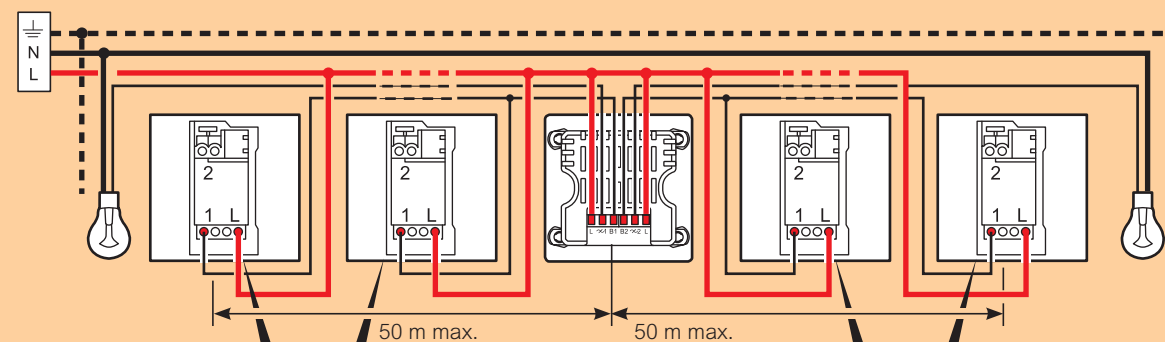
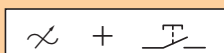
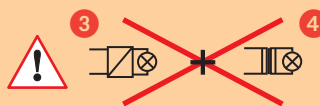
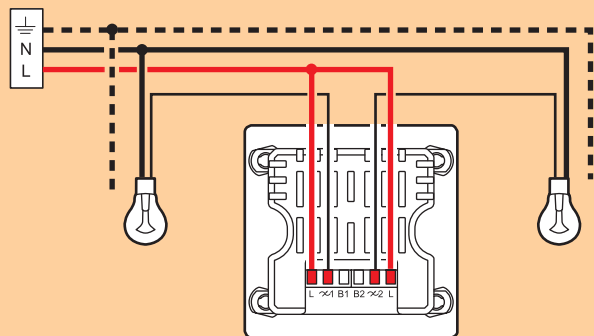
(*)Use only transformers which are intended for use with an electronic switch (with protection).

Arteor™
dimmers

■ **Technical data**

RLC dimmer 2 x 400 W

Cat. no. 5740 07 / 57, 5743 07 / 57

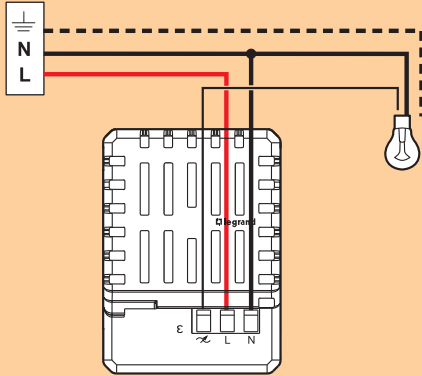


Arteor™ dimmers

■ Technical data

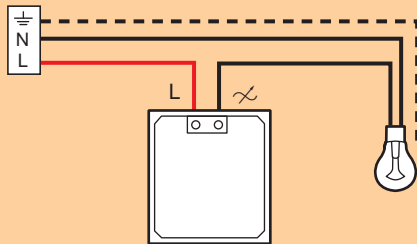
Universal dimmer with neutral

Cat. no. 5740 08 / 58, 5743 08 / 58



Light dimmer

Cat. no. 5734 62, 5736 62

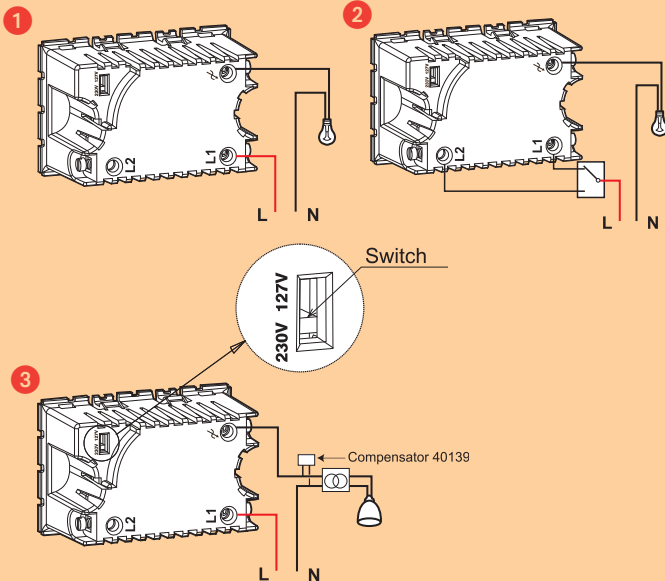


Rotary Dimmer

Cat. no. 5722 40 / 5727 40, 5735 01 / 5737 01

Wiring

- 1 way connection (sketch 1)
- Double-way connection (sketch 2)
- In extra low voltage halogen with ferromagnetic transfers (sketch 3)



Important : There is a switch of rated voltage on the upper right corner of the base and it is set on the position 230V, when the rated voltage is 127V, the switch should be set on the position 127V

Arteor™

automatic switches, single pole latching relays

■ Technical data

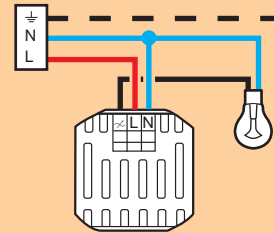
Automatic switches

Cat. no. 5720 52 / 53, 5740 61 / 62

Connection

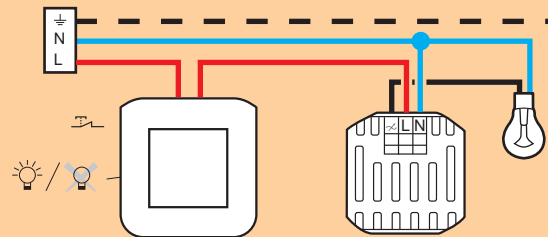
terminal type: Cage-type connector
Terminal capacity: 2 x 1.5 mm² or 1 x 2.5 mm²
Screwdriver: Flat-blade 3.5 mm

Mounting with a switch



Connect the neutral on Cat. no. 5720 53 / 5740 61

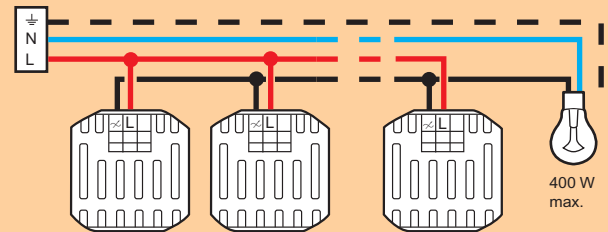
Mounting with offset pushbutton (closing-type):



Connect the neutral on Cat. no. 5720 53 / 5740 61.

Mounting with several combined switches:

Cat. Nos. 5720 52 / 5740 62 (without neutral)



Only possible with incandescent loads.
Comply with the minimum load: 40 W multiplied by the number of inputs.

Comply with the maximum load: 400 W

Cat. no. 5720 53 / 5740 61 (with neutral)

