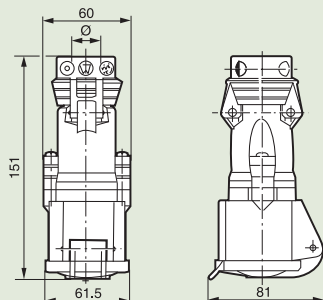


IP 44 – LV 16 A

Mobile sockets



	Cat. no	Weight (kg)	Ø Clamping & grip
3P+⊥	0522 83	0.2	8 to 15

Notes :

- External screw in stainless steel
- Nickel plated contact

Metra plug & socket selection chart

- Metal clad plugs and sockets with scrapping earth conforming to IS 8804
- Body made of cast aluminium alloy duly powder coated
- Plug sleeves and protection caps made of high grade plastic
- Colour coding : Blue for 250V~ and Red for 440V~



Voltage	Current	Configuration	Colour
			Blue
250 V ~	10 A	2 P + ⊥	Ivory
			Blue
440 V ~	20 A	3 P + ⊥	Ivory
			Red
440 V ~	32 A	3 P + ⊥	Red



Voltage	Current	Configuration	Pluge
			6500 02 Pack - 1/10/100
250 V ~	10 A	2 P + ⊥	6500 22 Pack - 1/10/100
			6500 08 Pack - 1/10/100
440 V ~	20 A	3 P + ⊥	6500 28 Pack - 1/10/100
			6500 10 Pack - 1/10/100
440 V ~	32 A	3 P + ⊥	6500 16 Pack - 1/10/100



Voltage	Current	Configuration	Sockets
			6500 03 Pack - 1/10/100
250 V ~	10 A	2 P + ⊥	6500 23 Pack - 1/10/100
			6500 09 Pack - 1/10/100
440 V ~	20 A	3 P + ⊥	6500 29 Pack - 1/10/100
			6500 11 Pack - 1/10/100
440 V ~	32 A	3 P + ⊥	6500 17 Pack - 1/10/100

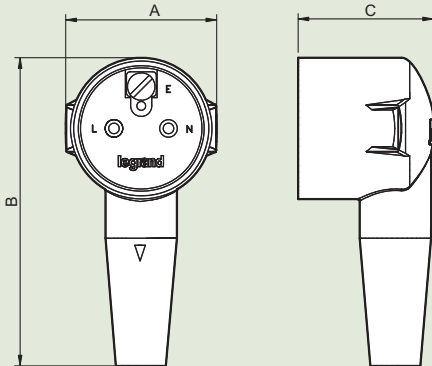
All dimensions are in mm
1 inch = 25.4mm
Accuracy of dimensions = ± 2mm

metra plugs and sockets

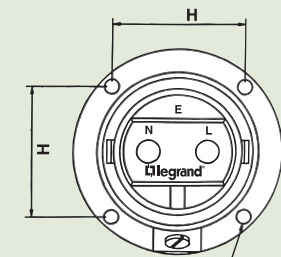
■ Dimensions

10A/20A 2P+E

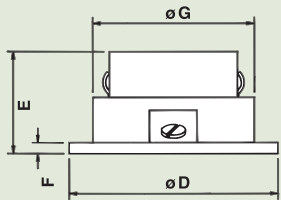
Plug



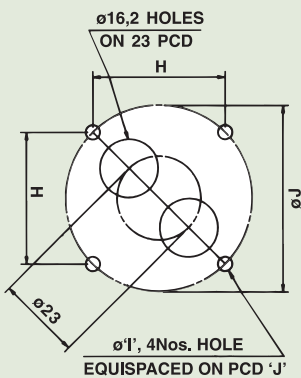
Socket



ϕ 'I', 4 Nos. HOLES
EQUISPACED ON PCD 'J'



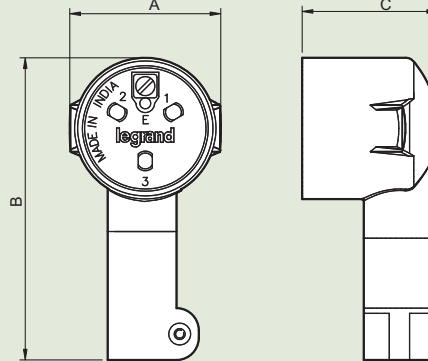
Drilling plan



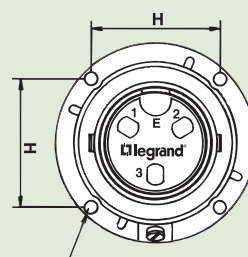
Plug	A	B	C	D	E	F	G	H	I	J	K
10 A - 2P+ \pm	42.3	81.55	38	57	28	1.8	44	36.06	4	51	24.75
20 A - 2P+ \pm	48.2	87.4	46	68.5	38.5	1.8	50	42.43	5	60	23

20A/32A 3P+E

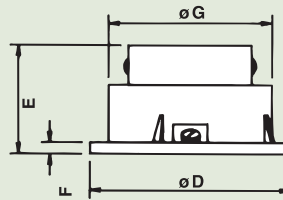
Plug



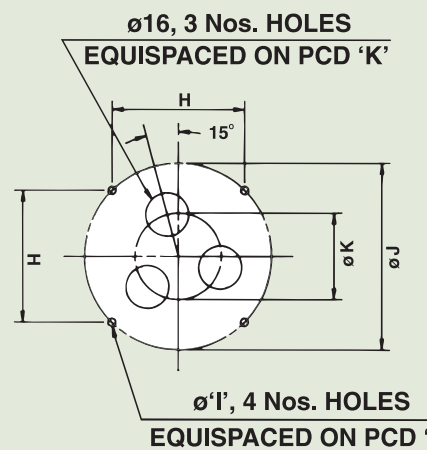
Socket



ϕ 'I', 4 Nos. HOLES
EQUISPACED ON PCD 'J'



Drilling plan



Plug	A	B	C	D	E	F	G	H	I	J	K
10 A - 2P+ \pm	54.8	99.5	47	76.14	41.5	2.5	60	48.79	5	69	32
20 A - 2P+ \pm	68.4	130.4	47	83.8	55.5	2.5	67.2	54.35	5	76.86	37