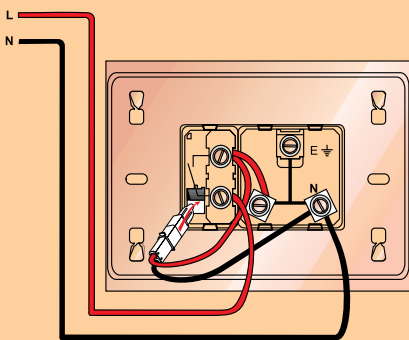


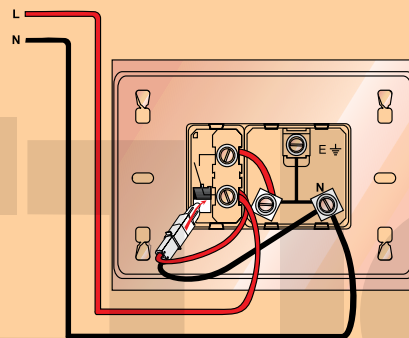
■ **Technical data**

**(1) Wiring diagram of locator / indicator :**



**Indicator wiring**

In this wiring, Led lamp lits up only when the switch is made ON, indicating that electric supply is ON.



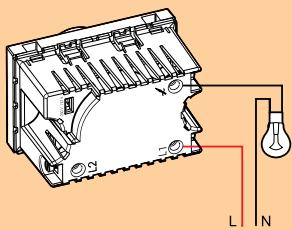
**Locator wiring**

In this wiring, Led lamp is always illuminated showing the switch location in a dark area.

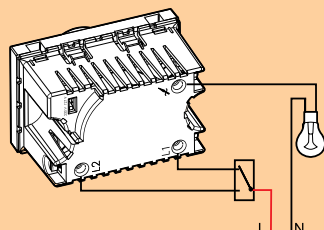
**Wiring diagram of 650W rotary dimmer**

Cat.Nos 6730 25 - 6731 25

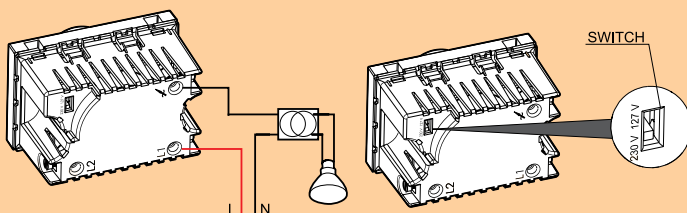
1-way connection (sketch 1)



Double-way connection (sketch 2)



For extra low voltage halogen lamps with ferromagnetic transformers (sketch 3)



**Important**

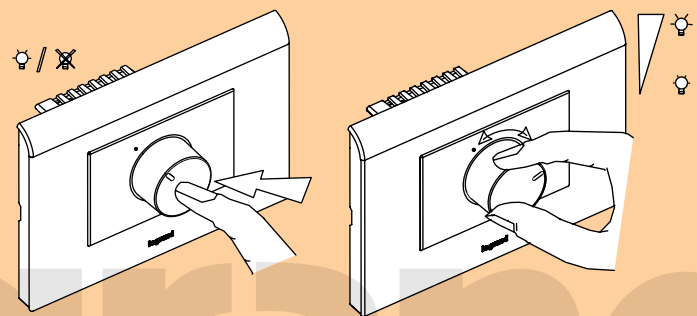
There is a switch for the rated voltage on the upper right corner of the base.  
It must be set in the position corresponding to the used voltage.  
-On 230 V if the rated voltage used is 230 V, or  
-On 127 V if the rated voltage used is 127 V.

**Characteristics**

 40 ° 0 ° 100 - 240 Vac 50Hz	 2 x 2.5 mm <sup>2</sup>	   	   	   	   
127 Vac					

(\*) Use only transformers which are inteded for use with an electronic switch.

**Description**



**Important**

Transformer losses should be taken into account in the power calculation.  
Transformers should be loaded to more than 60 % of their capacity.  
If the wiring diagrams are not complied with, or if the values shown in the table are exceeded (voltage, power, temperature, frequency), or if the power is too low and causes the light to blink, the fitting could be severely damaged.

**! Safety Instructions**

**GB IE**

This product should be installed in line with installation rules, preferably by a qualified electrician.  
Incorrect installation and use can lead to risk of electric shock or fire.  
Before carrying out the installation, read the instructions and take account of the product's specific mounting location.  
Do not open up, dismantle, after or modify the device except where specifically required to do so by the instructions. All Legrand products must be opened and repaired exclusively by personnel trained and approved by Legrand.  
Any unauthorized opening or repair completely cancels all liabilities and the rights to replacement and guarantees. Use only Legrand accessories.