

**NEW**

**Myrius™**  
switches and accessories - white

**Myrius™**  
switches and accessories - white



Selection chart for boxes, mechanism and plates (p. 322)


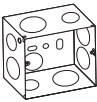
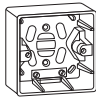


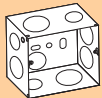






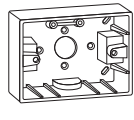







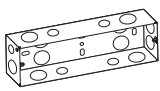
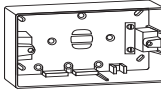

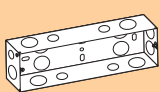





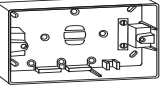
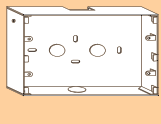
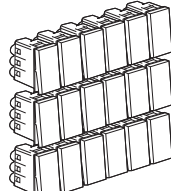
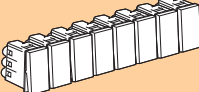
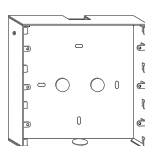
Selection chart for boxes, mechanism and plates (p. 322)

Pack	Cat. nos.	Switches	Number of modules
		6 to 16 A switches ISI marked as per the latest IS 3854 : 1997 Finger proof terminals with tunnel for guiding screw driver Captive screws	
		<b>6 A - 230 V~</b>	
20/200	<b>6730 00</b>	6 A Switch 1W	1
20/200	<b>6730 01</b>	6 A Switch 2W	1
20/200	<b>6730 02</b>	6 A Switch 1W with indicator	1
20/200	<b>6730 03</b>	6 A Switch 1W with "Light" marking	1
20/200	<b>6730 04</b>	6 A Switch 1W with "Fan" marking	1
		<b>10 A - 230 V~</b>	
10/100	<b>6730 05</b>	10 A Switch 1W	2
10/100	<b>6730 06</b>	10 A Switch 2W	2
10/100	<b>6730 17</b>	10 A Intermediate Switch	2
10/100	<b>6730 07</b>	10 A Switch 1W with indicator	2
		<b>16 A - 230 V~</b>	
20/200	<b>6730 08</b>	16 A Switch 1 Way	1
20/200	<b>6730 09</b>	16 A Switch 2 Way	1
20/200	<b>6730 10</b>	16 A Switch 1 Way with indicator	1

Pack	Cat. nos.	Switches	Number of modules
		20 to 32 A switches ISI marked as per the latest IS 3854 : 1997 Finger proof terminals with tunnel for guiding screw driver Captive screws	
		<b>20 A - 230 V~</b>	
20/200	<b>6730 11</b>	20 A 1W Switch	1
10/100	<b>6730 12</b>	20 A DP 1W Switch	2
10/100	<b>6730 13</b>	20 A DP 1W Switch with indicator	2
10/100	<b>6730 14</b>	20 A 2W Switch	2
		<b>25 A - 230 V~</b>	
20/200	<b>6730 15</b>	25 A SP 1W Switch with indicator	1
		<b>32 A - 230 V~</b>	
10/100	<b>6730 16</b>	32 A DP Switch with indicator	2

# Myrius™

Selection chart  
selection of boxes, mechanisms and plates

MODULES	BOXES				COVER PLATES	
	METAL FLUSH BOXES		PLASTIC SURFACE BOXES		White	Black
	H x W x D		H x W x D			
1 module 	6890 07 76.5 x 76.5 x 51.0		6733 02 86 x 86 x 45		6732 01 86 x 86	6732 21 86 x 86
2 x 1 module  2 modules 	6890 07 76.5 x 76.5 x 51.0		6733 02 86 x 86 x 45		6732 02 86 x 86	6732 22 86 x 86
1 + 2 modules  1 + 2 modules  3 modules  3 x 1 module 	6890 08 76.5 x 99.7 x 51.0		6733 03 86 x 121 x 45		6732 03 86 x 121	6732 23 86 x 121
1 + 1 + 2 modules  1 + 3 modules  2 + 2 modules  4 x 1 module 	6890 09 76.5 x 136.8 x 51.0		6733 04 86 x 146 x 45		6732 04 86 x 146	6732 24 86 x 146
6 x 1 module 	6890 10 76.5 x 214.2 x 51.0		6733 06 86 x 224 x 45		6732 06 86 x 224	6732 26 86 x 224
8 x 1 module 	6890 42 76.5 x 214.2 x 51.0		6733 08 86 x 245.2 x 45		6732 08 86 x 245	6732 28 86 x 245
8 (2 row x 4) modules 	6890 31 136.8 x 136.6 x 61		6733 05 172 x 146 x 45		6732 09 172 x 146	6732 29 172 x 146
12 (2 row x 6) modules  16 (2 row x 8) modules 	6890 11 145.3 x 215 x 61.2		6890 21 172 x 224 x 50		6732 12 / 16 172 x 224	6732 32 / 36 172 x 224
18 (3 row x 6) modules 	6890 12 213.3 x 215 x 61.2		6890 22 240 x 224 x 50		6732 18 240 x 224	6732 38 240 x 224

All sizes are H x W x D in mm