

NEW

Myrius™
switches and accessories - black

Myrius™
switches and accessories - black



6731 12



6731 15



6731 21




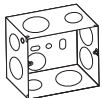



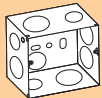





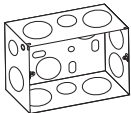
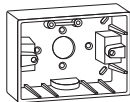




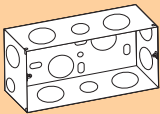
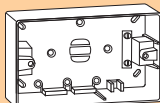

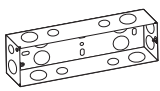
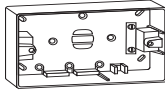

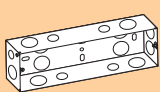


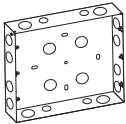


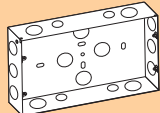
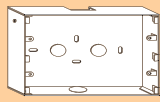
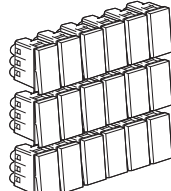
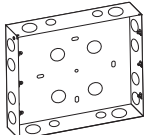
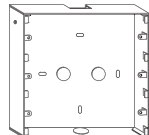
6731 22

Selection chart for boxes, mechanism and plates (p. 322)

Pack	Cat. nos.	Switches	Number of modules	Pack	Cat. nos.	Push buttons	Number of modules
		20 to 32 A switches ISI marked as per the latest IS 3854 : 1997 Finger proof terminals with tunnel for guiding screw driver Captive screws 20A - 230 V~					
20/200	6731 11	20 A 1 W Switch	1	20/200	6731 18	6 A push button SP	
10/100	6731 12	20 A DP 1 W Switch	2	20/200	6731 19	6 A push button SP with indicator	1
10/100	6731 13	20 A DP 1 W Switch with indicator	2	20/200	6731 20	6 A Bell push	1
10/100	6731 14	20 A 2W Switch	2	20/200	6731 21	6 A Bell push with indicator	1
		25A - 230 V~					
20/200	6731 15	25 A SP 1W Switch with indicator	1	10/100	6731 22	6 A Bell push	2
		32A - 230 V~					
10/100	6731 16	32 A DP Switch with indicator	2	10/100	6731 23	6 A Bell push with indicator	2
						Accessories for switches with indicator	
				5/50	6732 44	Lamp for switches / push buttons	

Myrius™

Selection chart
selection of boxes, mechanisms and plates

MODULES	BOXES				COVER PLATES	
	METAL FLUSH BOXES	PLASTIC SURFACE BOXES			White	Black
	H x W x D	H x W x D				
1 module 	6890 07 76.5 x 76.5 x 51.0		6733 02 86 x 86 x 45		6732 01 86 x 86	6732 21 86 x 86
2 x 1 module  2 modules 	6890 07 76.5 x 76.5 x 51.0		6733 02 86 x 86 x 45		6732 02 86 x 86	6732 22 86 x 86
1 + 2 modules  1 + 2 modules  3 modules  3 x 1 module 	6890 08 76.5 x 99.7 x 51.0		6733 03 86 x 121 x 45		6732 03 86 x 121	6732 23 86 x 121
1 + 1 + 2 modules  1 + 3 modules  2 + 2 modules  4 x 1 module 	6890 09 76.5 x 136.8 x 51.0		6733 04 86 x 146 x 45		6732 04 86 x 146	6732 24 86 x 146
6 x 1 module 	6890 10 76.5 x 214.2 x 51.0		6733 06 86 x 224 x 45		6732 06 86 x 224	6732 26 86 x 224
8 x 1 module 	6890 42 76.5 x 214.2 x 51.0		6733 08 86 x 245.2 x 45		6732 08 86 x 245	6732 28 86 x 245
8 (2 row x 4) modules 	6890 31 136.8 x 136.6 x 61		6733 05 172 x 146 x 45		6732 09 172 x 146	6732 29 172 x 146
12 (2 row x 6) modules  16 (2 row x 8) modules 	6890 11 145.3 x 215 x 61.2		6890 21 172 x 224 x 50		6732 12 / 16 172 x 224	6732 32 / 36 172 x 224
18 (3 row x 6) modules 	6890 12 213.3 x 215 x 61.2		6890 22 240 x 224 x 50		6732 18 240 x 224	6732 38 240 x 224

All sizes are H x W x D in mm