

NEW

Myrius™
anti-bacterial switches & accessories - white



Myrius™
switches and accessories - black



6730 84



6730 86



6730 81



6731 01



6731 02



6731 05



0787 00



6730 95



Selection chart for boxes, mechanism and plates (p. 322)

Pack	Cat. nos.	Anti-bacterial	Number of modules
20/200	6730 84	6A switch 1W	1
20/200	6730 85	6A switch 2W	1
20/200	6730 86	6A bell push	1
20/200	6730 89	16A switch 1 way	1
20/200	6730 90	16A switch 2 way	1
1/10/100	6730 92	Fan regulator 120w	2
10/100	6730 93	Multistandard socket	2
20/200	6730 94	6A 5pin universal socket	2
5/50	6730 95	6/16A socket	3
1/10	0787 00	Equipotential socket	1
20/200	6730 98	TV socket	1
20/200	6730 99	RJ 11 telephone socket	1
20/200	6730 81	RJ 45 cat 6 UTP	1
20/200	6730 82	Blanking plate	1
20/200	6732 45	1 Module plate + frame	1
20/200	6732 46	2 Module plate + frame	2
10/100	6732 47	3 Module plate + frame	3
10/100	6732 48	4 Module plate + frame	4
5/50	6732 49	8 Module plate + frame (horizontal)	8
5/25	6732 50	8 Module plate + frame (4x2)	8
1/10	6732 52	16 Module plate + frame	16


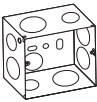
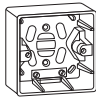


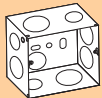






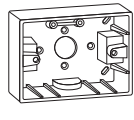







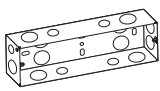
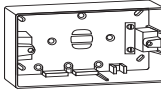

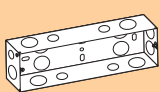





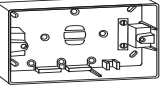
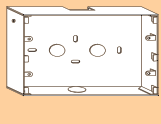
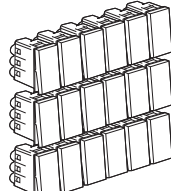
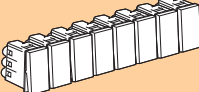
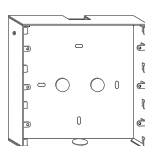

Pack	Cat. nos.	Switches	Number of modules
6 to 16 A switches ISI marked as per the latest IS 3854 : 1997 Finger proof terminals with tunnel for guiding screw driver Captive screws			
6 A - 230 V~			
20/200	6731 00	6 A Switch 1W	1
20/200	6731 01	6 A Switch 2W	1
20/200	6731 02	6 A Switch 1W with indicator	1
20/200	6731 03	6 A Switch 1W with "Light" marking	1
20/200	6731 04	6 A Switch 1W with "Fan" marking	1
10A - 230 V~			
10/100	6731 05	10 A Switch 1W	2
10/100	6731 06	10 A Switch 2W	2
10/100	6731 17	10 A Intermediate Switch	2
10/100	6731 07	10 A Switch 1W with indicator	2
16A - 230 V~			
20/200	6731 08	16 A Switch 1 Way	1
20/200	6731 09	16 A Switch 2 Way	1
20/200	6731 10	16 A Switch 1 Way with indicator	1



BTS Certificate available on request.

Myrius™

Selection chart
selection of boxes, mechanisms and plates

MODULES	BOXES				COVER PLATES	
	METAL FLUSH BOXES	PLASTIC SURFACE BOXES			White	Black
	H x W x D	H x W x D				
1 module 	6890 07 76.5 x 76.5 x 51.0 	6733 02 86 x 86 x 45 	6732 01	6732 21	86 x 86	86 x 86
2 x 1 module  2 modules 	6890 07 76.5 x 76.5 x 51.0 	6733 02 86 x 86 x 45 	6732 02	6732 22	86 x 86	86 x 86
1 + 2 modules  1 + 2 modules  3 modules  3 x 1 module 	6890 08 76.5 x 99.7 x 51.0 	6733 03 86 x 121 x 45 	6732 03	6732 23	86 x 121	86 x 121
1 + 1 + 2 modules  1 + 3 modules  2 + 2 modules  4 x 1 module 	6890 09 76.5 x 136.8 x 51.0 	6733 04 86 x 146 x 45 	6732 04	6732 24	86 x 146	86 x 146
6 x 1 module 	6890 10 76.5 x 214.2 x 51.0 	6733 06 86 x 224 x 45 	6732 06	6732 26	86 x 224	86 x 224
8 x 1 module 	6890 42 76.5 x 214.2 x 51.0 	6733 08 86 x 245.2 x 45 	6732 08	6732 28	86 x 245	86 x 245
8 (2 row x 4) modules 	6890 31 136.8 x 136.6 x 61 	6733 05 172 x 146 x 45 	6732 09	6732 29	172 x 146	172 x 146
12 (2 row x 6) modules  16 (2 row x 8) modules 	6890 11 145.3 x 215 x 61.2 	6890 21 172 x 224 x 50 	6732 12 / 16	6732 32 / 36	172 x 224	172 x 224
18 (3 row x 6) modules 	6890 12 213.3 x 215 x 61.2 	6890 22 240 x 224 x 50 	6732 18	6732 38	240 x 224	240 x 224

All sizes are H x W x D in mm