
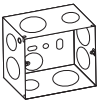
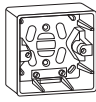



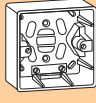





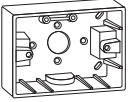




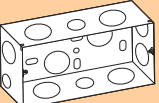
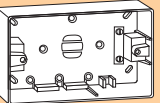
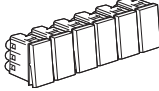
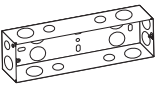
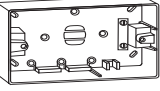
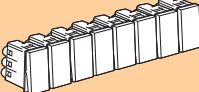
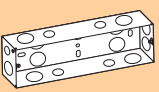


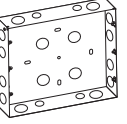

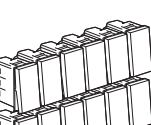
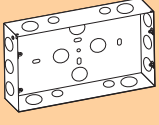
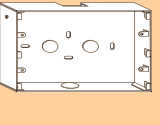
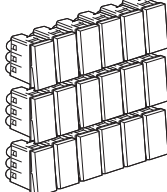
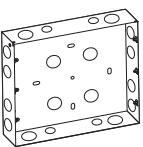
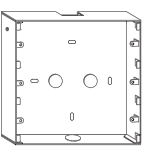


# Myrius™

Selection chart  
selection of boxes, mechanisms and plates

MODULES	BOXES				COVER PLATES	
	METAL FLUSH BOXES	PLASTIC SURFACE BOXES			White	Black
	H x W x D	H x W x D				
1 module 	6890 07 76.5 x 76.5 x 51.0		6733 02 86 x 86 x 45		6732 01 86 x 86	6732 21 86 x 86
2 x 1 module  2 modules 	6890 07 76.5 x 76.5 x 51.0		6733 02 86 x 86 x 45		6732 02 86 x 86	6732 22 86 x 86
1 + 2 modules  1 + 2 modules  3 modules  3 x 1 module 	6890 08 76.5 x 99.7 x 51.0		6733 03 86 x 121 x 45		6732 03 86 x 121	6732 23 86 x 121
1 + 1 + 2 modules  1 + 3 modules  2 + 2 modules  4 x 1 module 	6890 09 76.5 x 136.8 x 51.0		6733 04 86 x 146 x 45		6732 04 86 x 146	6732 24 86 x 146
6 x 1 module 	6890 10 76.5 x 214.2 x 51.0		6733 06 86 x 224 x 45		6732 06 86 x 224	6732 26 86 x 224
8 x 1 module 	6890 42 76.5 x 214.2 x 51.0		6733 08 86 x 245.2 x 45		6732 08 86 x 245	6732 28 86 x 245
8 (2 row x 4) modules 	6890 31 136.8 x 136.6 x 61		6733 05 172 x 146 x 45		6732 09 172 x 146	6732 29 172 x 146
12 (2 row x 6) modules  16 (2 row x 8) modules 	6890 11 145.3 x 215 x 61.2		6890 21 172 x 224 x 50		6732 12 / 16 172 x 224	6732 32 / 36 172 x 224
18 (3 row x 6) modules 	6890 12 213.3 x 215 x 61.2		6890 22 240 x 224 x 50		6732 18 240 x 224	6732 38 240 x 224

All sizes are H x W x D in mm

## Mosaic™ mechanisms

### switches and accessories



6745 01  
front view



6745 01  
back view



6745 02  
front view



6745 02  
back view



Technical Data (p. 352)

6 to 20 A switches ISI marked as per the latest IS 3854 : 1997  
Finger proof terminals with tunnel for guiding screw driver  
Captive screws  
Possible to remove mechanism from front without opening frame

Pack	Cat. nos.	Switches	Number of modules 22.5 x 45 mm
20/200	<b>6745 01</b>	6 A one - way SP switch	1
20/200	<b>6745 03</b>	6 A two - way SP switch	1
20/200	<b>6745 02</b>	6 A one - way SP switch with indicator	1
20/200	<b>6745 04</b>	6 A two - way SP switch with indicator / locator <sup>(1)</sup>	1
10/100	6740 10	10 A one - way SP switch	2
10/100	6740 11	10 A two - way SP switch	2
10/100	6740 21*	10 A Intermediate switch	2
20/200	<b>6745 05</b>	16 A one - way SP switch	1
20/200	<b>6745 07</b>	16 A two - way SP switch	1
20/200	<b>6745 06</b>	16 A one - way SP switch with indicator / locator <sup>(1)</sup>	1
20/200	<b>6740 35</b>	20 A one - way SP switch	1
10/100	<b>6740 51</b>	<b>Double pole 20 A</b> 20 A one - way DP switch with indicator / locator <sup>(1)</sup> supplied without lamp cat. no. 6745 99	2

### Accessory for switches with indicator

#### Lamps for switches with indicator

Neon lamp has 25000 hours burning life  
230 V~ - 1.7 mA



## Mosaic™ mechanisms

### DP switches - push buttons



6745 08



6745 27




6745 26

Pack	Cat. nos.	Switches	Number of modules 22.5 x 45 mm
5/50	<b>6745 09</b>	32 A one - way double pole switch with indicator suitable for 1/2 module flush box	1
5/50	<b>6745 08</b>	40 A one - way double pole switch with indicator suitable for 1/2 module flush box	1
20/200	<b>6745 25</b>	6 A one - way SP push button	1
20/200	<b>6745 27</b>	6 A one - way SP bell push	1
20/200	<b>6745 26</b>	6 A one - way SP push button with indicator / locator <sup>(1)</sup>	1
10/100	<b>6745 28</b>	6 A one - way SP bell push with indicator / locator <sup>(1)</sup>	2
20/200	<b>6745 29</b>	6 A one - way SP bell push with indicator	2
20/200	<b>6745 20</b>	<b>Bell Call Indicator &amp; Register - 6A</b> Bell call indicator with register - 6A - one way	1

\* Preferred voltage for IS 3854 is 230 V~ and for IS 1293 is 240 V~

## Mosaic™ boxes flush boxes



## Mosaic™ boxes surface boxes



Pack	Cat. nos.	Flush boxes		Dimensions (mm) H x W x D
40	6890 07		1/2 modules	76.5 x 76.5 x 51.0
40	6890 08		3 modules	76.5 x 99.7 x 51.0
40	6890 09		4 modules	76.5 x 136.8 x 51.0
40	6890 10		6/8 modules	76.5 x 214.2 x 51.0
40	6890 42		8 modules for 674557 Plate	77.3 x 232.8 x 51.0
20	6890 31		8 modules (2 row x 4)	136.8 x 136.6 x 61
10	6890 11		12 modules (2 row x 6)	145.3 x 215 x 61.2
10	6890 12		18 modules (3 row x 6)	213.3 x 215 x 61.2

Pack	Cat. nos.	Surface boxes		Dimensions (mm) H x W x D
10/50	<b>6733 02</b>		1/2 modules	86 x 86 x 45
5/35	<b>6733 03</b>		3 modules	86 x 121 x 45
5/25	<b>6733 04</b>		4 modules	86 x 146 x 45
1/10	<b>6733 06</b>		6/8 modules	86 x 224 x 45
1/5	6733 05		4 x 2 modules	172 x 146 x 45
1/6	6890 21		Metal surface box 12 modules (2 row x 6)	172 x 224 x 50
1/4	6890 22		Metal surface box 18 modules (3 row x 6)	240 x 224 x 50








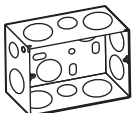
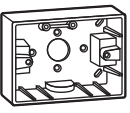

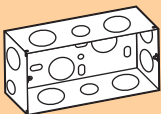

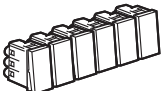
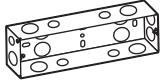
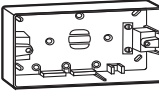
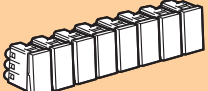
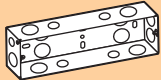

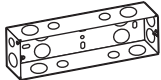

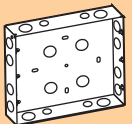

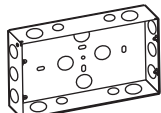
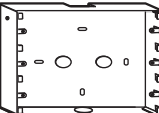


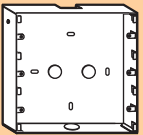
**Bold catalogue numbers** are products normally available with Legrand (India) stockists.

**Cat. nos. that are not bold** - delivery within 4 - 8 weeks from the date of order.

**Bold packing quantity** is our mandatory packing. Orders to be placed by Legrand (India) stockists in multiples of the same.

# Mosaic™

Mosaic™ selection chart for selection of boxes, mechanisms and plates

		BOXES			
MODULES		METAL FLUSH BOXES		PLASTIC SURFACE BOXES	
		H x W x D		H x W x D	
1 module		6890 07 76.5 x 76.5 x 51.0		6733 02 86 x 86 x 45	
2 x 1 module 2 modules		6890 07 76.5 x 76.5 x 51.0		6733 02 86 x 86 x 45	
1 + 2 modules 1 + 2 modules 3 modules 3 x 1 module		6890 08 76.5 x 99.7 x 51.0		6733 03 86 x 121 x 45	
1 + 1 + 2 modules 1 + 3 modules 2 + 2 modules 4 x 1 module		6890 09 76.5 x 136.8 x 51.0		6733 04 86 x 146 x 45	
6 x 1 module		6890 10 76.5 x 214.2 x 51.0		6733 06 86 x 224 x 45	
8 x 1 module		6890 10 76.5 x 214.2 x 51.0		6733 06 86 x 224 x 45	
		6890 42 76.5 x 214.2 x 51.0			
8 (2 row x 4) modules		6890 31 136.8 x 136.6 x 61		6733 05 172 x 146 x 45	
12 (2 row x 6) modules		6890 11 145.3 x 215 x 61.2		6890 21 172 x 224 x 50	
18 (3 row x 6) modules		6890 12 213.3 x 215 x 61.2		6890 22 240 x 224 x 50	











All sizes are H x W x D in mm










## Mylic™ boxes flush boxes



## Mylic™ boxes surface boxes



Pack	Cat. nos.	Flush boxes for Mylic™ Plate	Dimensions (mm) H x W x D
40	6890 07	1 or 2 module 	76.5 x 76.5 x 51.0
40	6890 08	3 modules 	76.5 x 99.7 x 51.0
40	6890 09	4 modules 	76.5 x 136.8 x 51.0
40	6890 10	6 modules 	76.5 x 214.2 x 51.0
40	6890 42	8 modules 	77.3 x 232.8 x 51.0
20	6890 31	8 modules (2 rows x 4) 	136.8 x 136.6 x 61
20	6890 29	9 modules 	77.3 x 279.3 x 51.2
10	6890 11	12 modules 	145.3 x 215 x 61.2
10	<b>6890 13</b>	16 modules 	232.8 x 147.4 x 61.2
10	6890 12	18 modules 	213.3 x 215 x 61.2

Pack	Cat. nos.	Surface boxes for Mylic™ Plate	Dimensions (mm) H x W x D
10/50	6733 02	1/2 modules 	86 x 86 x 45
5/35	6733 03	3 modules 	86 x 121 x 45
5/25	6733 04	4 modules 	86 x 146 x 45
1/10	6733 06	6 modules 	86 x 224 x 45
1/5	6733 08	8 modules 	86 x 245.2 x 45
1/5	6733 05	8 modules (2 rows x 4) 	172 x 146 x 45
1/5	6740 99	9 modules 	86 x 288 x 45
1/6	6890 21	Metal surface box 12 module (2 row x 6) 	172 x 224 x 50
1/4	6890 22	Metal surface box 18 module (3 row x 6) 	240 x 224 x 50