

## Mylic™ surrounds

### white modular surrounds









6755 81



6755 82

6755 89

Pack	Cat.Nos	White surrounds	Dimensions (mm) H x W	MRP*
		Superior finish, screwless appearance rounded corners, dust proof, for acrylic or hylem sheet or partition wall		
		<b>White surrounds</b>		
20/200	<b>6755 81</b>	 For 1 module	61 x 34.4	42
20/200	<b>6755 82</b>	 For 2 modules	61 x 58	74
10/100	<b>6755 83</b>	 For 3 modules	61 x 81.6	74
10/100	<b>6755 84</b>	 For 4 modules	61 x 105.2	108
10/100	<b>6755 86</b>	 For 6 modules (2 column x 3)	61 x 162.5	154
10/100	<b>6755 89</b>	 For 9 modules (3 column x 3)	61 x 243.5	270

\*MRP - Maximum Retail Price Inclusive of all taxes.

## Mylic™ boxes


### flush boxes



6890 07



6890 09



6890 10













6890 11



6890 12

Sliding clamp for vertical adjustment

Pack	Cat.Nos	Flush boxes for Mylic™ plate	Dimensions (mm) H x W x D	MRP*
		Factory made metal sheet enclosure top, bottom, side and back wall knockout for conduit entry from any direction. Possible to break open knockout without any special tool.		
40	6890 07	 1 or 2 module	76.5 x 76.5 x 51.0	90
40	6890 08	 3 modules	76.5 x 99.7 x 51.0	90
40	6890 09	 4 modules	76.5 x 136.8 x 51.0	118
40	6890 10	 6 modules	76.5 x 214.2 x 51.0	186
40	6890 42	 8 modules	77.3 x 232.8 x 51.0	216
20	6890 31	 8 modules (2 rows x 4)	136.8 x 136.6 x 61	214
20	6890 29	 9 modules	77.3 x 279.3 x 51.2	254
10	6890 11	 12 modules	145.3 x 215 x 61.2	324
10	6890 13	 16 modules	232.8 x 147.4 x 61.2	374
10	6890 12	 18 modules	213.3 x 215 x 61.2	412

\*MRP - Maximum Retail Price Inclusive of all taxes.