


# Mylic™ mechanisms

energy sockets - power unit



# Mylic™ mechanisms matt grey

low voltage / TV / RJ 11 telephone socket and accessories



Conforming to IS 1293 : 1988  
Shuttered for Child Safety  
Shutter opens only with phase and neutral  
insertion simultaneously.

Pack	Cat.Nos	Energy sockets	Number of modules	MRP*
10/100	6763 25	6 A - 2/3 pin combined	2	198
10/100	6763 05	6/16 A - 3 pin combined	2	316
10/100	6763 27	6 A - 3 pin	2	210
10/100	6763 28	Universal socket 6 A - 2/3 pin combined	2	244
20/200	6763 29	Euro-US-socket 6/16 A	1	306
10/100	6763 30	6/10/13 A - multistandard socket	2	320
5/25	6763 31	Power unit for 2 ton A.C and 3.5 KW geyser	4	1184
1/10/100	6763 38*	Motor starter 16 A	2	550
1/10/100	6763 46*	Modular SP MCB 16 A	1	358

\* to be shortly introduced  
\*MRP - Maximum Retail Price Inclusive of all taxes.  
N = New

Pack	Cat.Nos	Sockets	Number of modules	MRP*
20/200	6763 32	TV socket	1	176
20/200	6763 33	RJ 11 telephone socket	1	168
20/200	6763 34	Double RJ 11 telephone socket	1	280
20/200	6763 39*	RJ 45 socket cat 5e with shutter	1	438
20/200	6763 40*	RJ 45 socket cat 6 with shutter	1	610
10/100	6763 43	USB charger	1	782
10/100	6763 44	Double USB charger	2	1238
20/200	6763 48	Cable outlet	1	158
20/200	6763 49	Blanking Plate 0.8 mm	1	40

\* to be shortly introduced  
\*MRP - Maximum Retail Price Inclusive of all taxes.  
N = New

# Mylic™

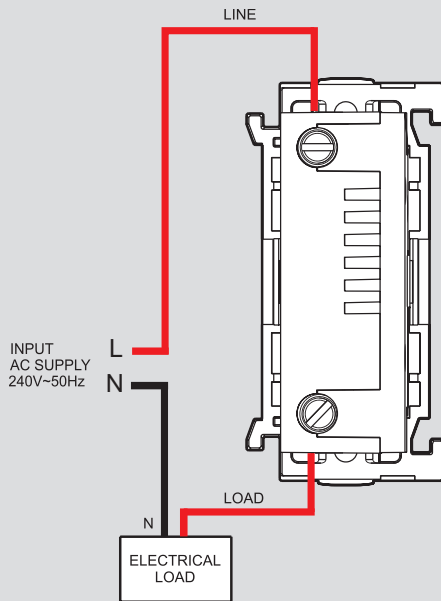
power unit

## Technical data

### Modular MCB 1 M

Cat.Nos 6759 74 / 6763 46

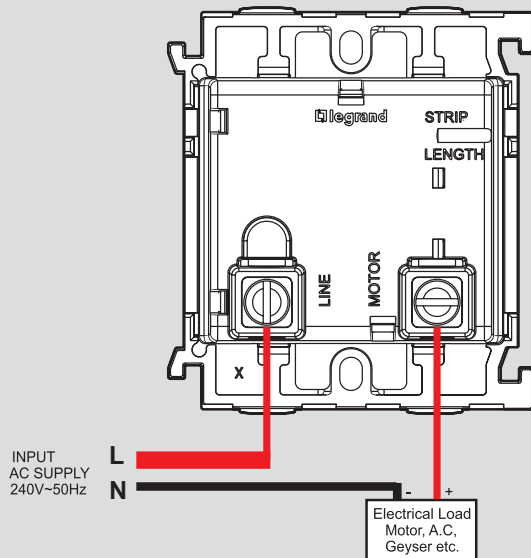
### Wiring diagram



### Motor Starter 2 M

Cat.Nos 6759 65 / 6763 38

### Wiring diagram



# Mylic™

socket and accessories

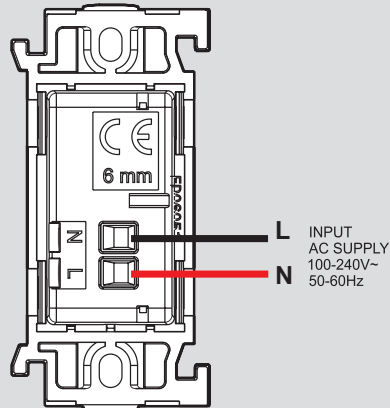
## Technical data

### USB chargers 1 M

(IS13252(Part 1)/IEC 60950-1)

Cat.Nos 6759 71 / 6763 43

### Wiring diagram



### USB chargers 2 M

(IS13252(Part 1)/IEC 60950-1)

Cat.No 6759 72 / 6763 44

### Wiring diagram

