

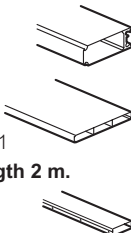
Raceways and junction boxes for screed floors



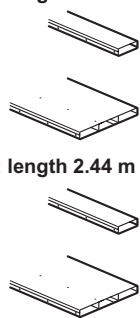
Dimensions (p. 426-427)
Technical characteristics (p. 427)

Confirms to EN 50 085 - 2 - 2.
Raceways are made from PVC and Galvanised sheet.
Compatible with Cat.6 structured cabling system.

Pack	Cat.Nos	Raceways - PVC
18*	6897 00	IP 20 - IK 08 For distributing LV and ELV cabling in screed floors installations. PVC Raceways combines with junction boxes, backboxes for wiring devices, fixing and coupler accessories Optimized profile to increase cabling capacity Raceway - PVC - height 25 mm; length 2 m. Can be assembled to obtain multiple compartment configurations
2/160*	6897 01	75 mm x 25 mm - 1 compartment 150 mm x 25 mm - 2 compartments, use 2x Cat.No 6897 00 225 mm x 25 mm - 3 compartments 300 mm x 25 mm - 4 compartments Raceways use 1x Cat.No 6897 00 + 1x Cat.No 6897 01
24*	0896 67	Raceways - PVC - height 38 mm; length 2 m. 50 mm x 38 mm - 1 compartment
32*	0896 68	100 mm x 38 mm - 2 compartments
20*	0896 69	150 mm x 38 mm - 3 compartments



Pack	Cat.Nos	Raceways - Metal / GI
		IP 20 - IK 08 For distributing LV and ELV cabling in screed floors installations. Particularly suitable for applications requiring EMC screening Pre-Galvanished sheet with thickness on 1.6mm Can be combined with junction boxes, backboxes (floorboxes) for wiring devices, fixing and coupler accessories Consist of body & cover. Cover fitted on to the body with screws & can be opened easily if required.
		Raceways - Metal/GI - height 25 mm; length 2.44 m.
3/54 ⁽¹⁾	6895 10	50 mm x 25 mm - 1 compartment
3/21 ⁽¹⁾	6895 11	75 mm x 25 mm - 1 compartment
3/54 ⁽¹⁾	6895 12	100 mm x 25 mm - 1 compartment
3/18 ⁽¹⁾	6895 13	150 mm x 25 mm - 1 compartment
3/12 ⁽¹⁾	6895 14	225 mm x 25 mm - 3 compartments
3/18 ⁽¹⁾	6895 15	300 mm x 25 mm - 3 compartments
		Raceways - Metal/GI - height 38 mm; length 2.44 m
3/54 ⁽¹⁾	6895 00	50 mm x 38 mm - 1 compartment
3/21 ⁽¹⁾	6895 01	75 mm x 38 mm - 1 compartment
3/54 ⁽¹⁾	6895 02	100 mm x 38 mm - 1 compartment
3/36 ⁽¹⁾	6895 03	150 mm x 38 mm - 1 compartment
3/12 ⁽¹⁾	6895 04	225 mm x 38 mm - 3 compartments
3/18 ⁽¹⁾	6895 05	300 mm x 38 mm - 3 compartments



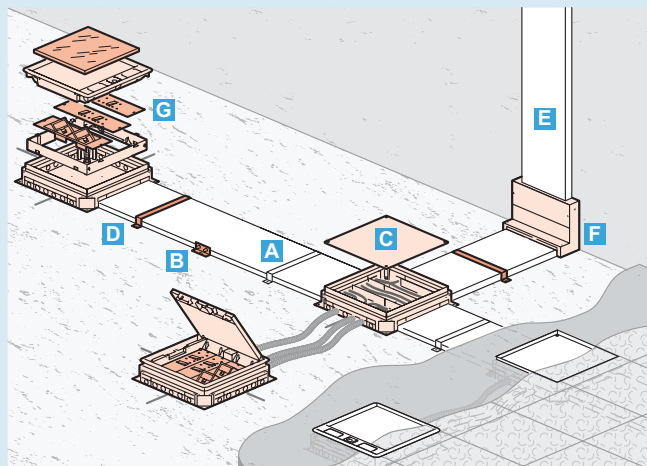
* Number of meters in pack

⁽¹⁾ Unit of measure in numbers

Bold catalogue numbers are products normally available with Legrand (India) stockists. **Cat.Nos that are not bold** - delivery within 4 - 8 weeks from the date of order.
Bold packing quantity is our mandatory packing. Orders to be placed by Legrand (India) stockists in multiples of the same.
Red catalogue numbers : new products

Raceways system for screed floor

System overview



- A** Raceways
- B** Coupler
- C** Junction box
- D** Fixing bracket
- E** Vertical trunking such as DLP
- F** Riser
- G** Floor box (back-box + lid and trim)
Socket outlets and data socket plates to be ordered separately

Standards - PVC and Metal / GI

Standard EN 60-670 and EN 50085-2-2 concerns systems for distributing currents in the floor (sunken or surface mounted) It ensures constant performance along the entire distribution up to the user connection point

Classification chart

Classification for screed floor		Screed floor
6.2	Resistance to impact for installation and application	2.0 J
6.3	Minimum storage and transport temperature	- 25 °C
6.3	Minimum installation and application temperature	- 5 °C
6.3	Maximum application temperature	+ 60 °C
6.4	Resistance to flame propagation	Non-flame propagating
6.5	Electrical continuity characteristics	Without electrical continuity characteristic (PVC Raceways) with electrical continuity characteristic (metal Raceways & accessories)
6.6	Electrical insulating characteristics	With electrical insulating characteristic (PVC Raceways) Without electrical insulating characteristic (Metal Raceways & accessories)
6.7	Degree of protection provided by enclosure	IP 20
6.9	System access cover retention	With a tool
6.101	Floor treatment	For dry-treatment of floor
6.102	Resistance to vertical load applied through small surface area	1500 N ⁽¹⁾
6.103	Optional classification: resistance to vertical load applied through large surface area	3 000 N
	Rated voltage (PVC Raceways)	500 V
	Protection against mechanical impact	IK 08
	Linear impedance in mΩ/m of metal Raceways length	5 mΩ/m

(1) For 4 compartments, resistance to vertical load applied over a small surface area = 750 N
*for adjustable junction box, resistance to vertical load applied over a small surface area = 500N
**for adjustable junction box, resistance to vertical load applied over a large surface area = 2000N

Raceways - PVC

Materials

Raceway straight lengths are extruded from PVC
Appearance: all PVC Raceway are in grey colour and with smooth finish
Chemical resistance: non-corrosive and not affected by sea water
Excellent resistance to mineral acids, alkalis and detergents but liable to attack from solvents. PVC Raceway is non-conductive
Workability: the Raceway is light weight and can be easily cut with hand tools
Fire: non flame propagating

Product details PVC

Raceways - PVC Cat.Nos 6897 00/01

Clipping system - To combine with junction box or backbox.
Delivered in standard length 2 m / Standard depth: 25 mm / Thickness: 1 mm for partitions / 1.2 mm for Raceways

Note: Can be joined (clipping system) to make a number of compartments to suit the required width

Cabling capacity for PVC floor Raceway 25 mm height

Cat.Nos	Dimensions	Number of compartments	Section 45% Fill mm ²
6897 00	75 x 25	1	754
6897 01	225 x 25	1 2 3	680/671/680

Raceways - PVC Cat.Nos 0896 67/68/69/70

PVC floor Raceway allows :
- Distribution of power and data in a concrete floor.

Combines with metal underfloor boxes for cable junction or floor box installation. IP40/IK08, length 2m.

Cabling capacity for PVC floor Raceway : 38mm height

Ø maxi / compartment : → Ø 34 mm for floor Raceway height 38 mm

Cat.Nos	Dimensions	Number of compartments	Section 45% Fill mm ²
0896 67	50 x 38	1	689
0896 68	100 x 38	1 2	689/689
0896 69	150 x 38	1 2 3	689/689/689

Raceways - Metal / GI

Metal trunkings Cat.Nos 6895 00/01/02/03/04/05/10/11/12/13/14/15

Materials

Raceway - metal and accessories

Material pre-galvanised sheet (DX51D Z120 MAC)
Standard thickness: 1.6 mm for body and cover / 1 mm for divider
Standard length: 2.44 m
Number of compartments: 1 and 3 compartments
Standard depth: 25 mm and 38 mm

Product details - Metal / GI

Raceways - metal (for example with 225 x 25):
- compartment 1, 2 and 3 have the same capacity

Metal Raceways allows: distribution of power data underneath to the screed floor.

Cat.Nos	Dimensions	Number of compartments	Section 45% Fill mm ²
6895 00	50 x 38	1	663
6895 01	75 x 38	1	1040
6895 02	100 x 38	1	1417
6895 03	150 x 38	1	2171
6895 04	225 x 38	1	1118/1150/1118
6895 05	300 x 38	1	1512/1544/1512
6895 10	50 x 25	1	397
6895 11	75 x 25	1	637
6895 12	100 x 25	1	867
6895 13	150 x 25	1	1328
6895 14	225 x 25	1	703/723/703
6895 15	300 x 25	1	950/970/950

Raceways system

for screed floor

■ Selection chart

for PVC and metal

Trunkings Cat.Nos 6895 00 to 05, 6895 10 to 15, 0896 67 to 70, 6897 00/01

Trunking	50 x 25 (mm)	75 x 25 (mm)	100 x 25 (mm)	150 x 25 (mm)	225 x 25 (mm)	300 x 25 (mm)	50 x 38 (mm)	75 x 38 (mm)	100 x 38 (mm)	150 x 38 (mm)	225 x 38 (mm)	300 x 38 (mm)
PVC	-	6897 00 	-	6897 00 x 2 	6897 01 	6897 01 + 6897 00 	0896 67 	-	0896 68 	0896 69 	-	-
Metal	6895 10 	6895 11 	6895 12 	6895 13 	6895 14 	6895 15 	6895 00 	6895 01 	6895 02 	6895 03 	6895 04 	6895 05

■ Cable capacity guide

The number and location of boxes will depend on the end user requirements.

If the furniture layout is available, a lid & trim should be considered for each workstation or desk.

If the final furniture layout is not available, the minimum recommended distribution is one lid & trim for every 10 m², and the maximum being one lid & trim per 4 m².

45 % available cross section: POWER/DATA CABLES

		Capacity: maximum number of conductors per compartment (for one specific cable type)													
		PVC stranded							Twin & earth			Data cables			
Trunking	Available section at 45 % fill mm ²	1,5 ² Ø3.3	2,5 ² Ø4	4 ² Ø4.6	6 ² Ø5.2	10 ² Ø6.7	16 ² Ø7.8	25 ² Ø9.7	2,5 ² Ø10.5	4 ² Ø11.2	6 ² Ø13.7	cat. 5e UTP Ø5.5	cat. 5e STP Ø6	cat. 6 UTP Ø6.5	cat. 6 STP Ø7
225 x 25	703	82	56	42	33	20	15	10	8	7	5	23	20	17	14
	723	84	57	44	34	20	15	10	8	7	5	24	20	17	15
	703	82	56	42	33	20	15	10	8	7	5	23	20	17	14
225 x 38	1118	130	89	67	53	32	23	15	13	11	8	37	31	26	23
	1150	134	91	69	54	33	24	16	13	12	8	38	32	27	23
	1118	130	89	67	53	32	23	15	13	11	8	37	31	26	23
300 x 25	950	111	75	57	45	27	20	13	11	10	6	31	26	23	19
	970	113	77	58	46	27	20	13	11	10	7	32	27	23	20
	950	111	75	57	45	27	20	13	11	10	6	31	26	23	19
300 x 38	1512	176	120	91	71	43	32	20	18	15	10	50	42	36	31
	1544	179	123	93	73	44	32	21	18	16	10	51	43	37	32
	1512	176	120	91	71	43	32	20	18	15	10	50	42	36	31
50 x 25	397	46	31	24	19	11	8	5	5	4	3	13	11	9	8
75 x 25	637	74	51	38	30	18	13	9	7	6	4	21	18	15	13
100 x 25	867	101	69	52	41	25	18	12	10	9	6	29	24	21	18
150 x 25	1328	154	105	80	63	38	28	18	15	13	9	44	37	31	27
50 x 38	663	77	53	40	31	19	14	9	8	7	4	22	18	16	14
75 x 38	1040	121	83	63	49	29	22	14	12	11	7	34	29	25	21
100 x 38	1417	165	112	85	67	40	30	19	16	14	10	47	39	34	29
150 x 38	2171	252	172	131	102	61	45	29	25	22	15	72	60	51	44
75 x 25	754	88	60	45	36	21	16	10	9	8	5	25	21	18	15
225 x 25	680	79	54	41	32	19	14	9	8	7	5	23	19	16	14
	671	78	53	40	32	19	14	9	8	7	5	22	19	16	14
	680	79	54	41	32	19	14	9	8	7	5	23	19	16	14
50 x 38	689	80	55	41	32	20	14	9	8	7	5	23	19	16	14
100 x 38	689	80	55	41	32	20	14	9	8	7	5	23	19	16	14
	689	80	55	41	32	20	14	9	8	7	5	23	19	16	14
	689	80	55	41	32	20	14	9	8	7	5	23	19	16	14
150 x 38	689	80	55	41	32	20	14	9	8	7	5	23	19	16	14
	689	80	55	41	32	20	14	9	8	7	5	23	19	16	14
	689	80	55	41	32	20	14	9	8	7	5	23	19	16	14

Screed system Raceways complies with EN50085-1: 2005 and draft EN50085 Part 2-2.

The above table gives the available capacity units on 45 % factor, applied to the internal wiring area.