

SENTRON, 3LD switch disconnecter, EMERGENCY-STOP switch, 3-pole, Iu:63 A, Operational power / at AC-23 A at 400 V: 22 kW, front- mounted, rotary operating mechanism, red/yellow, 4-hole mounting of the handle



Model	
product brandname	SENTRON
Type of the driving mechanism / motor drive	No
General technical data	
Number of poles	3
Type of device	fixed mounting
Operating frequency / maximum	50 1/h
Voltage	
Insulation voltage / rated value	690 V
Surge voltage resistance / rated value	6 kV
Protection class	
Protection class IP / on the front	IP65
Dissipation	
Power loss [W]	4.5 W
<ul style="list-style-type: none"> for rated value of the current / at AC / in hot operating state / per pole 	
Electricity	

Continuous current / rated value	63 A
Short-time current resistance (I _{cw}) / at 690 V / limited to 1 s / rated value	1 260 A

Main circuit

Operating frequency	
<ul style="list-style-type: none"> initial value Full-scale value 	50 Hz 60 Hz
Operating power	
<ul style="list-style-type: none"> at AC-23 A / at 400 V / rated value at AC-23 A / at 690 V / rated value at AC-3 / at 400 V / rated value at AC-3 / at 690 V / rated value 	22 kW 18.5 kW 18.5 kW 15 kW
Operating voltage	
<ul style="list-style-type: none"> at AC / at 50/60 Hz / rated value 	690 V

Auxiliary circuit

Operating voltage / of auxiliary contacts / at AC / maximum	500 V
Continuous current / of the auxiliary contact / rated value	10 A
Insulation voltage / of the auxiliary switch / rated value	500 V

Suitability

Suitability for use	
<ul style="list-style-type: none"> Main switch switch disconnecter EMERGENCY OFF switch safety switch maintenance/repair switch 	Yes Yes Yes Yes Yes

Product details

Product feature / interlock	Yes
Product extension / optional	
<ul style="list-style-type: none"> motor drive Voltage trigger 	No No

Connections

Type of electrical connection	
<ul style="list-style-type: none"> for auxiliary contacts 	connection terminals

Requirements

Design of the fuse link	
<ul style="list-style-type: none"> for short-circuit protection of the main circuit / required 	fuse gL/gG: 63 A

- for short-circuit protection of the auxiliary switch / required

fuse gL/gG: 10 A

Mechanical Design





Height	106 mm
Width	90 mm
Depth	110.5 mm
Mounting type	
<ul style="list-style-type: none"> • front mounting with 4-hole attachment 	Yes
<ul style="list-style-type: none"> • front mounting with central attachment 	No
<ul style="list-style-type: none"> • rail mounting 	No
Net weight	420 g

Environmental conditions

Ambient temperature	
<ul style="list-style-type: none"> • during operation / minimum 	-25 °C
<ul style="list-style-type: none"> • during operation / maximum 	55 °C

Certificates

Equipment marking	
<ul style="list-style-type: none"> • acc. to DIN EN 61346-2 	S
<ul style="list-style-type: none"> • acc. to DIN EN 81346-2 	SF

General Product Approval	Declaration of Conformity	Test Certificates	other
 CCC	 CSA	 UL	 EG-Konf.
		spezielle Prüfbescheinigungen n	Umweltbestätigung

Further information

Information- and Downloadcenter (Catalogs, Brochures,...)

<http://www.siemens.com/lowvoltage/catalogs>

Industry Mall (Online ordering system)

<https://mall.industry.siemens.com/mall/en/en/Catalog/product?mlfb=3LD2504-0TK53>

Service&Support (Manuals, Certificates, Characteristics, FAQs,...)

<http://support.automation.siemens.com/WW/view/en/3LD2504-0TK53/all>

Image database (product images, 2D dimension drawings, 3D models, device circuit diagrams, ...)

http://www.automation.siemens.com/bilddb/cax_en.aspx?mlfb=3LD2504-0TK53

CAX-Online-Generator

<http://www.siemens.com/cax>

Tender specifications

<http://www.siemens.com/specifications>

