

LATERAL AUXILIARY SWITCH 1NO+1NC, SCREW CONNECTION, FOR CIRCUIT-BREAKERS 3RV2

General technical data:		
product brand name		SIRIUS
Product designation		auxiliary switch, lateral
Design of the product		lateral auxiliary switches
Size of the circuit-breaker		S00, S0, S2
Protection class IP on the front		IP20
Ambient temperature		
• during storage	°C	-50 ... +80
• during operation	°C	-20 ... +60

Auxiliary circuit:		
Number of NC contacts for auxiliary contacts instantaneous contact		1
Number of NO contacts for auxiliary contacts instantaneous contact		1
Number of CO contacts of auxiliary contacts instantaneous contact		0
Operating current		
• of auxiliary contacts		
— at AC-12		
— at 24 V	A	10
— at 230 V	A	10
— at 400 V	A	10
— at 690 V	A	10
— maximum	A	10
— at AC-15		
— at 24 V	A	6
— at 230 V	A	4
— at 400 V	A	3
— at DC-13		
— at 24 V	A	2
— at 110 V	A	0.5
— at 125 V	A	0.5
— at 220 V	A	0.25
— at 250 V	A	0.25
• at AC-15 at 690 V rated value	A	1

### Installation/ mounting/ dimensions:





Mounting type		plug-in fixing
Width	mm	9.5
Height	mm	90
Depth	mm	70

### Connections/ Terminals:

Type of electrical connection for auxiliary and control current circuit		screw-type terminals
Type of connectable conductor cross-sections		
<ul style="list-style-type: none"> <li>• for auxiliary contacts             <ul style="list-style-type: none"> <li>— solid</li> <li>— finely stranded</li> <li>— with core end processing</li> </ul> </li> <li>• at AWG conductors for auxiliary contacts</li> </ul>		2x (0.5 ... 1.5 mm <sup>2</sup> ), 2x (0.75 ... 2.5 mm <sup>2</sup> )  2x (0.5 ... 1.5 mm <sup>2</sup> ), 2x (0.75 ... 2.5 mm <sup>2</sup> )  2x (20 ... 14)


### Certificates/ approvals:

Certificate of suitability	CE / UL / CSA / CCC
----------------------------	---------------------

General Product Approval	Declaration of Conformity	Test Certificates
 CCC  CSA  UL	 EG-Konf.	<a href="#">Typprüfbescheinigung/Werkszeugnis</a> <a href="#">spezielle Prüfbescheinigungen</a>

### Shipping Approval



other	Railway
<a href="#">Umweltbestätigung</a> <a href="#">Bestätigungen</a>  VDE	<a href="#">Schwingen/Schocke</a> <a href="#">n</a>

### Further information

- Information- and Downloadcenter (Catalogs, Brochures,...)  
<http://www.siemens.com/industrial-controls/catalogs>
- Industry Mall (Online ordering system)  
<http://www.siemens.com/industrymall>
- Cax online generator  
<http://support.automation.siemens.com/WW/CAXorder/default.aspx?lang=en&mlfb=3RV2901-1A>

**Service&Support (Manuals, Certificates, Characteristics, FAQs,...)**

<https://support.industry.siemens.com/cs/ww/en/ps/3RV2901-1A>

**Image database (product images, 2D dimension drawings, 3D models, device circuit diagrams, EPLAN macros, ...)**

[http://www.automation.siemens.com/bilddb/cax\\_de.aspx?mlfb=3RV2901-1A&lang=en](http://www.automation.siemens.com/bilddb/cax_de.aspx?mlfb=3RV2901-1A&lang=en)

**last modified:**

12/18/2016