

Position switch Plastic enclosure according to EN 50047, 31 mm
 Device connection 1 x (M20 x 1.5) 1 NO/2 NC slow-action contacts
 with make-before-break Rounded plunger Form B with Teflon
 plunger



Product brand name	SIRIUS
Product designation	Mechanical position switches
Product type designation	3SE5
Manufacturer's article number	
<ul style="list-style-type: none"> • of the supplied basic switch • of the supplied switching contacts • of the supplied empty enclosure with cover 	3SE5232-0MC05 3SE5000-0MA00 3SE5232-0AC05
Suitability for use safety switch	Yes

General technical data	
Product function	
<ul style="list-style-type: none"> • positive opening 	Yes
Insulation voltage	
<ul style="list-style-type: none"> • rated value 	250 V
Degree of pollution	class 3
Surge voltage resistance rated value	4 kV
Protection class IP	IP65
Shock resistance	
<ul style="list-style-type: none"> • acc. to IEC 60068-2-27 	30 g / 11 ms
Vibration resistance	

<ul style="list-style-type: none"> • acc. to IEC 60068-2-6 	0.35 mm/5g
Mechanical service life (switching cycles)	
<ul style="list-style-type: none"> • typical 	15 000 000
Electrical endurance (switching cycles)	
<ul style="list-style-type: none"> • at AC-15 at 230 V typical 	100 000
Electrical endurance (switching cycles) with contactor 3RH11, 3RT1016, 3RT1017, 3RT1024, 3RT1025, 3RT1026 typical	10 000 000
Electrical operating cycles in one hour with contactor 3RH11, 3RT1016, 3RT1017, 3RT1024, 3RT1025, 3RT1026	6 000
Thermal current	10 A
Material of the enclosure of the switch head	plastic
Reference code acc. to DIN EN 81346-2	B
Reference code acc. to DIN EN 61346-2	B
Continuous current of the C characteristic MCB	1 A; for a short-circuit current smaller than 400 A
Continuous current of the quick DIAZED fuse link	10 A; for a short-circuit current smaller than 400 A
Continuous current of the DIAZED fuse link gG	6 A
Active principle	mechanical
Repeat accuracy	0.05 mm
Minimum actuating force in activation direction	20 N
Length of the sensor	75.7 mm
Width of the sensor	31 mm
Design of the switching contact	mechanical
Operating frequency rated value	50 ... 60 Hz
Number of NC contacts for auxiliary contacts	2
Number of NO contacts for auxiliary contacts	1
Operating current at AC-15	
<ul style="list-style-type: none"> • at 24 V rated value 	6 A
<ul style="list-style-type: none"> • at 120 V rated value 	6 A
<ul style="list-style-type: none"> • at 240 V rated value 	6 A
<ul style="list-style-type: none"> • at 400 V rated value 	4 A
Operating current at DC-13	
<ul style="list-style-type: none"> • at 24 V rated value 	3 A
<ul style="list-style-type: none"> • at 125 V rated value 	0.55 A
<ul style="list-style-type: none"> • at 250 V rated value 	0.27 A
<ul style="list-style-type: none"> • at 400 V rated value 	0.12 A
Design of the interface for safety-related communication	without
Enclosure	
Design of the housing	block, narrow
Material of the enclosure	plastic
Coating of the enclosure	Other types

Design of the housing acc. to standard	Yes
--	-----

Drive Head

Design of the operating mechanism	Rounded plunger, Teflon plunger
Standard-compliant actuator head	EN 50047, design B
Shape of the switch head	rounded
Design of the switching function	positive opening
Circuit principle	slow-action contacts
Number of switching contacts safety-related	2

Connections/ Terminals

Type of electrical connection	screw-type terminals
Type of connectable conductor cross-sections	
<ul style="list-style-type: none"> • solid • finely stranded with core end processing • at AWG conductors solid • at AWG conductors stranded 	1x (0.5 ... 1.5 mm ²), 2x (0.5 ... 0.75 mm ²) 1x (0.5 ... 1.5 mm ²), 2x (0.5 ... 0.75 mm ²) 1x (20 ... 16), 2x (20 ... 18) 1x (20 ... 16), 2x (20 ... 18)
Cable entry type	1x (M20 x 1.5)

Communication/ Protocol

Design of the interface	without
-------------------------	---------

Ambient conditions

Ambient temperature	
<ul style="list-style-type: none"> • during operation • during storage 	-25 ... +85 °C -40 ... +90 °C
Explosion protection category for dust	none

Installation/ mounting/ dimensions

Mounting position	any
Mounting type	screw fixing

Certificates/ approvals

General Product Approval	Functional Safety/Safety of Machinery	Declaration of Conformity
--------------------------	---------------------------------------	---------------------------



[Type Examination Certificate](#)



Declaration of Conformity	Test Certificates	other
---------------------------	-------------------	-------

[Miscellaneous](#)

[Type Test Certificates/Test Report](#)

[Confirmation](#)

Further information

Information- and Downloadcenter (Catalogs, Brochures,...)

<https://www.siemens.com/ic10>

Industry Mall (Online ordering system)

<https://mall.industry.siemens.com/mall/en/en/Catalog/product?mlfb=3SE5232-0MC05>

Cax online generator

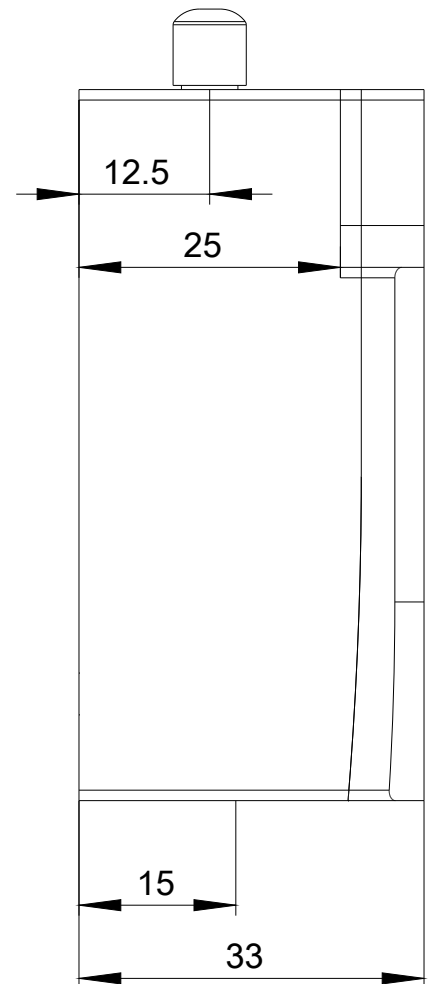
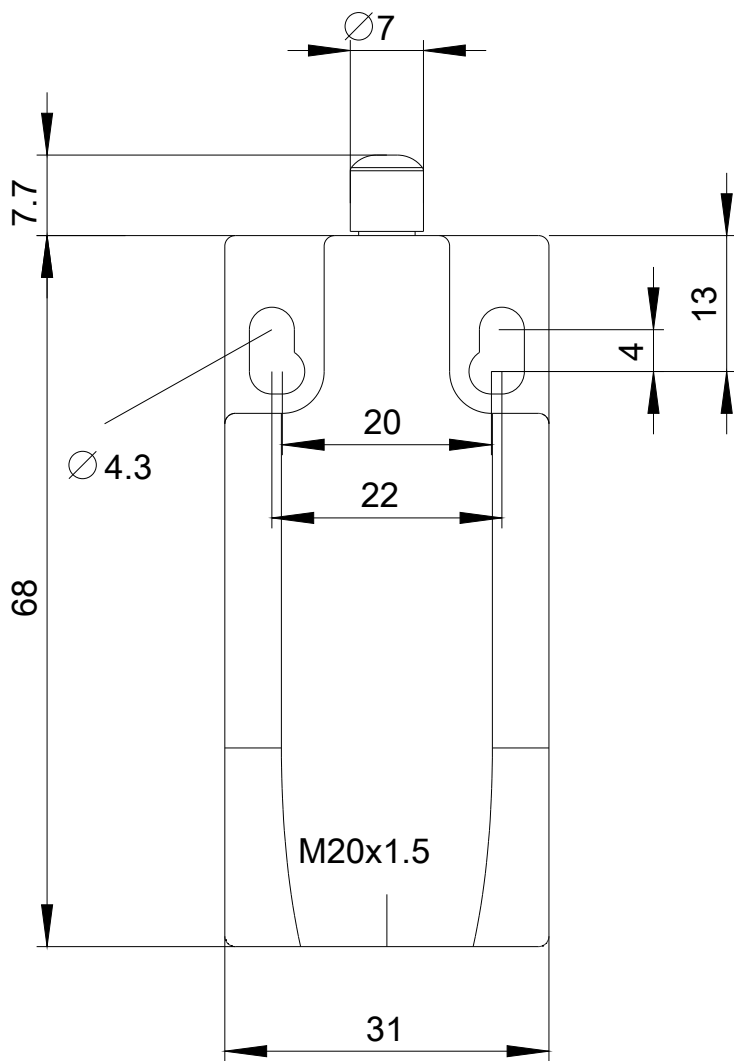
<http://support.automation.siemens.com/WW/CAXorder/default.aspx?lang=en&mlfb=3SE5232-0MC05>

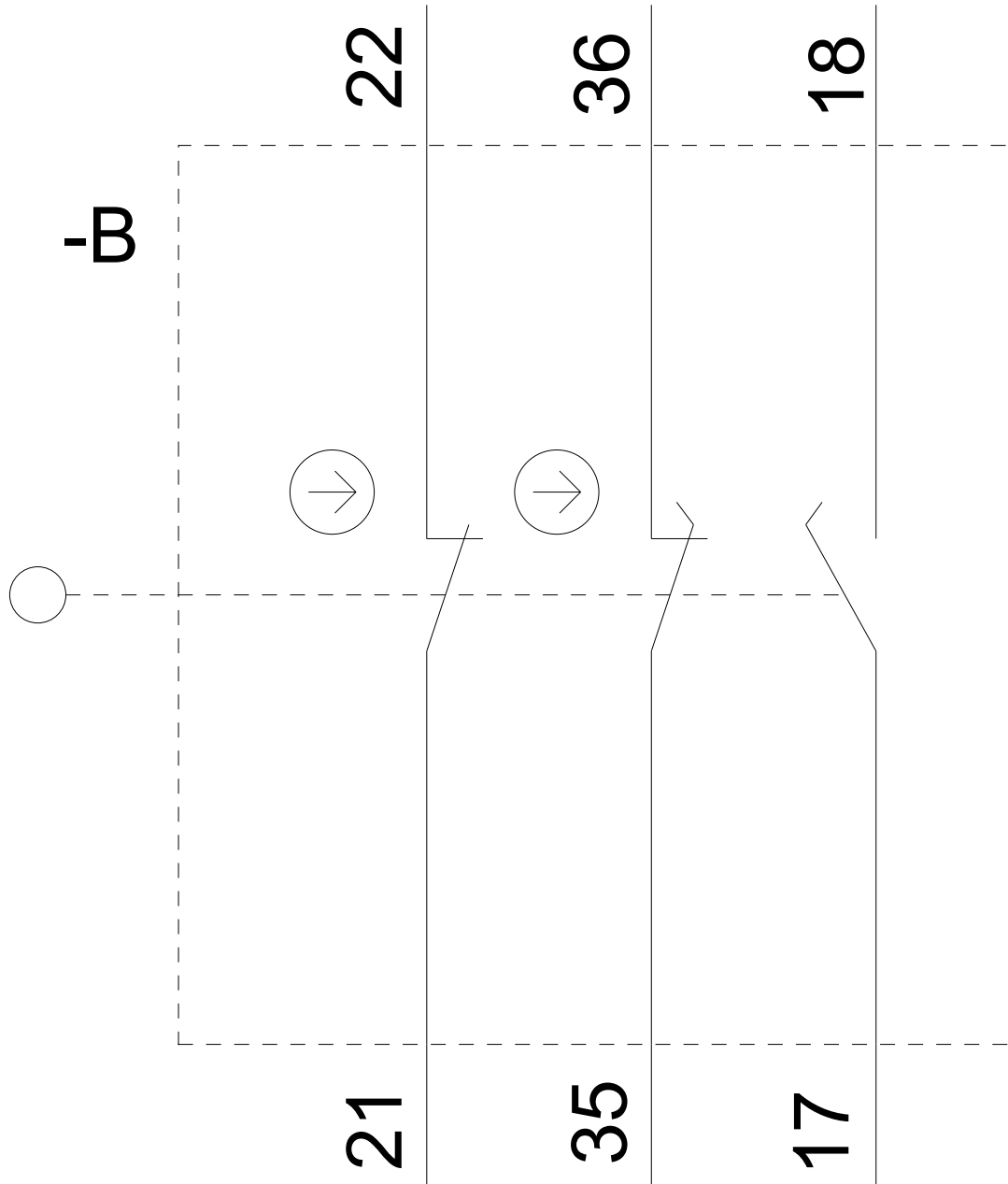
Service&Support (Manuals, Certificates, Characteristics, FAQs,...)

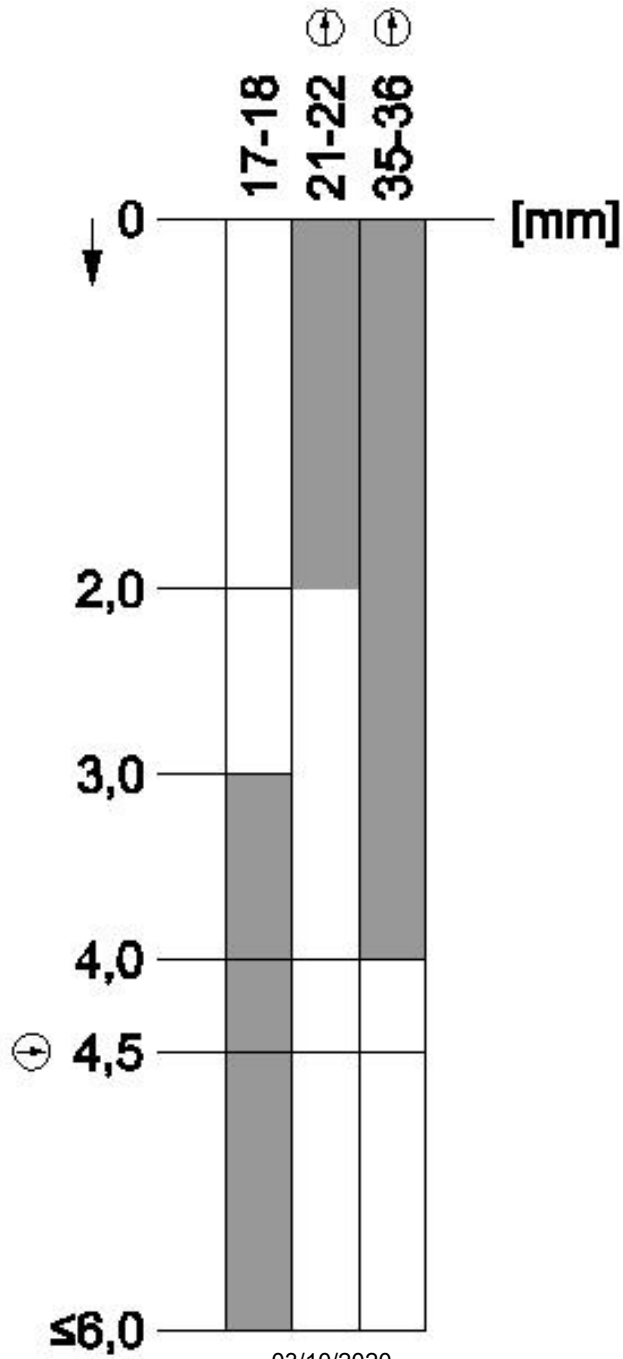
<https://support.industry.siemens.com/cs/ww/en/ps/3SE5232-0MC05>

Image database (product images, 2D dimension drawings, 3D models, device circuit diagrams, EPLAN macros, ...)

http://www.automation.siemens.com/bilddb/cax_de.aspx?mlfb=3SE5232-0MC05&lang=en







last modified:

03/10/2020