SIEMENS

Data sheet 3SE5250-0BC05

Position switch Plastic enclosure open type 30 mm 1 NO/1 NC slow-action contacts Metal plunger, IP20

Product brand name	SIRIUS
Product designation	Open-type position switches
Product type designation	3SE5
Manufacturer's article number	
• of the supplied switching contacts	3SE5000-0BA00
Suitability for use safety switch	Yes

General technical data	
Product function	
• positive opening	Yes
Insulation voltage	
• rated value	400 V
Degree of pollution	class 3
Surge voltage resistance rated value	6 kV
Protection class IP	IP20
Shock resistance	
• acc. to IEC 60068-2-27	30 g / 11 ms
Vibration resistance	
• acc. to IEC 60068-2-6	0.35 mm/5g
Mechanical service life (switching cycles)	

Subject to change without notice
© Copyright Siemens

• typical	15 000 000
— Note	1000000 at 30° angle of approach
Electrical endurance (switching cycles)	
• at AC-15 at 230 V typical	100 000
Electrical endurance (switching cycles) with contactor 3RH11, 3RT1016, 3RT1017, 3RT1024, 3RT1025, 3RT1026 typical	10 000 000
Electrical operating cycles in one hour with contactor 3RH11, 3RT1016, 3RT1017, 3RT1024, 3RT1025, 3RT1026	6 000
Thermal current	10 A
Material of the enclosure of the switch head	plastic
Reference code acc. to DIN EN 81346-2	B
Reference code acc. to DIN EN 61346-2	B
Continuous current of the C characteristic MCB	1 A; for a short-circuit current smaller than 400 A
Continuous current of the quick DIAZED fuse link	10 A; for a short-circuit current smaller than 400 A
Continuous current of the DIAZED fuse link gG	6 A
Active principle	mechanical
Repeat accuracy	0.05 mm
Minimum actuating force in activation direction	20 N
Length of the sensor	59.2 mm
Width of the sensor	30 mm
Design of the switching contact	mechanical
Operating frequency rated value	50 ... 60 Hz
Number of NC contacts for auxiliary contacts	1
Number of NO contacts for auxiliary contacts	1
Operating current at AC-15	
• at 24 V rated value	6 A
• at 120 V rated value	6 A
• at 240 V rated value	6 A
• at 400 V rated value	4 A
Operating current at DC-13	
• at 24 V rated value	3 A
• at 125 V rated value	0.55 A
• at 250 V rated value	0.27 A
• at 400 V rated value	0.12 A
Design of the interface for safety-related communication	without

Enclosure

Material of the enclosure	plastic, open-type
Coating of the enclosure	Other types
Design of the housing acc. to standard	No

Drive Head

Subject to change without notice
© Copyright Siemens

Design of the operating mechanism	Rounded plunger, metal plunger
Standard-compliant actuator head	EN 50047, design B
Shape of the switch head	rounded
Design of the switching function	positive opening
Circuit principle	slow-action contacts
Number of switching contacts safety-related	1

Connections/ Terminals

Type of electrical connection	screw-type terminals
Type of connectable conductor cross-sections	
• solid	1x (0.5 ... 1.5 mm²), 2x (0.5 ... 0.75 mm²)
• finely stranded with core end processing	1x (0.5 ... 1.5 mm²), 2x (0.5 ... 0.75 mm²)
• at AWG conductors solid	1x (20 ... 16), 2x (20 ... 18)
• at AWG conductors stranded	1x (20 ... 16), 2x (20 ... 18)

Communication/ Protocol

Design of the interface	without

Ambient conditions

Ambient temperature	
• during operation	-25 ... +85 °C
• during storage	-40 ... +90 °C
Explosion protection category for dust	none

Installation/ mounting/ dimensions

Mounting position	any
Mounting type	screw fixing

Certificates/ approvals

General Product Approval					Functional Safety/Safety of Machinery
CCC	CSA	UL	KC	EAC	Type Examination Certificate

Declaration of Conformity		Test Certificates	other
EG-Konf.	Miscellaneous	Type Test Certificates/Test Report	Confirmation

Further information

Subject to change without notice
© Copyright Siemens

Information- and Downloadcenter (Catalogs, Brochures,…)
https://www.siemens.com/ic10

Industry Mall (Online ordering system)
https://mall.industry.siemens.com/mall/en/en/Catalog/product?mlfb=3SE5250-0BC05

Cax online generator
http://support.automation.siemens.com/WW/CAXorder/default.aspx?lang=en&mlfb=3SE5250-0BC05

Service&Support (Manuals, Certificates, Characteristics, FAQs,...)
https://support.industry.siemens.com/cs/ww/en/ps/3SE5250-0BC05

Image database (product images, 2D dimension drawings, 3D models, device circuit diagrams, EPLAN macros, ...)
http://www.automation.siemens.com/bilddb/cax_de.aspx?mlfb=3SE5250-0BC05&lang=en

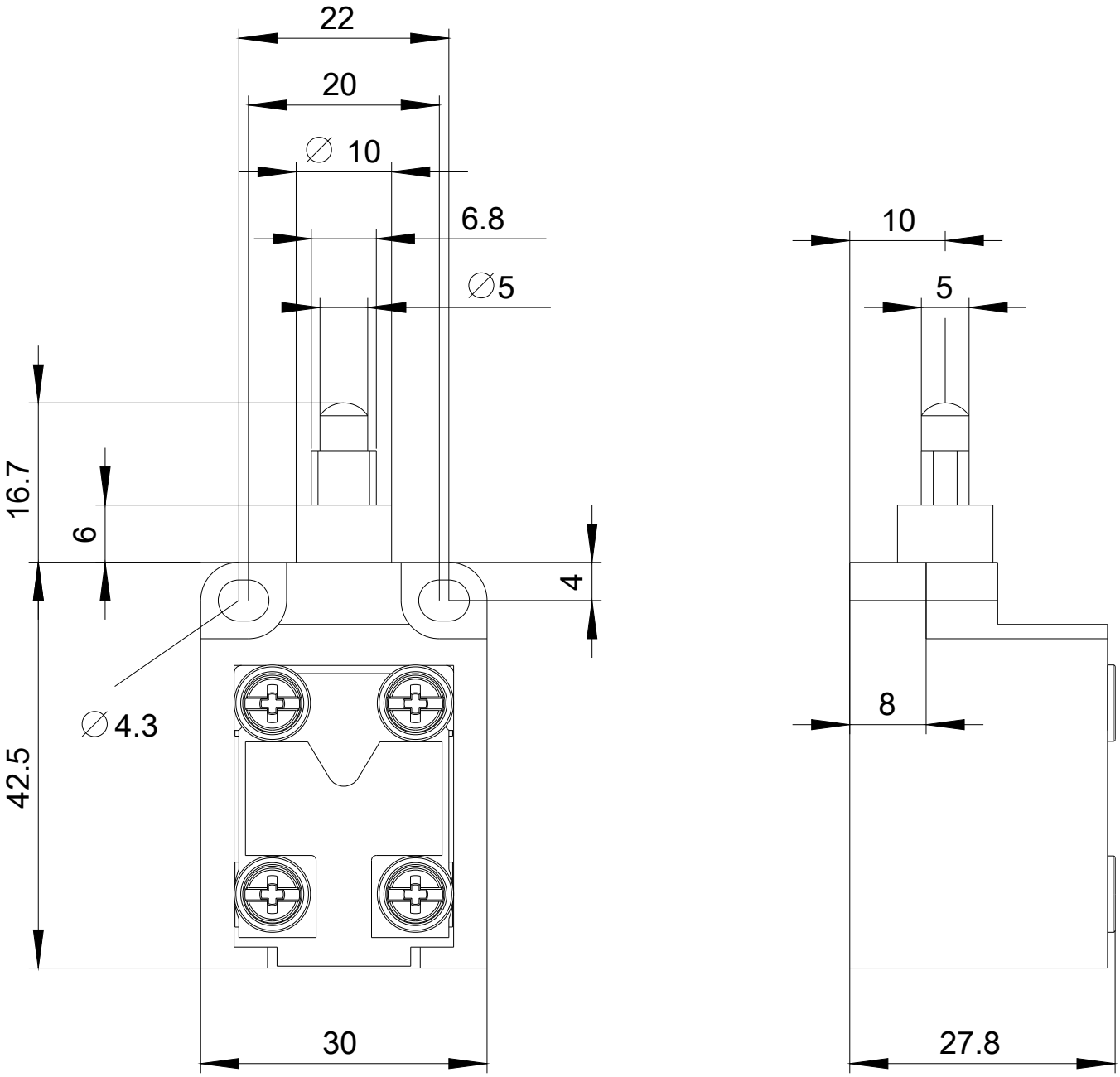

Subject to change without notice
© Copyright Siemens

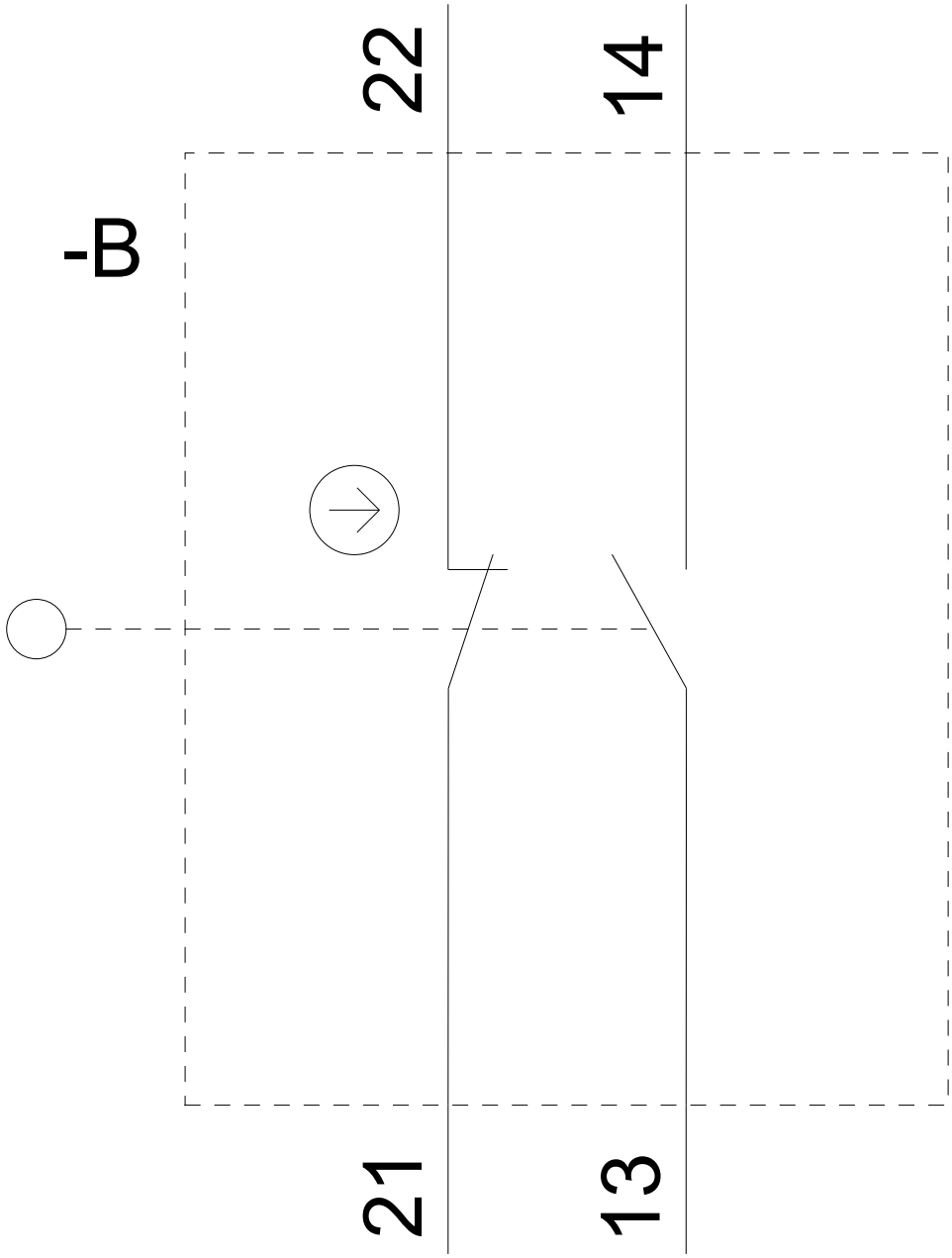

Subject to change without notice
© Copyright Siemens

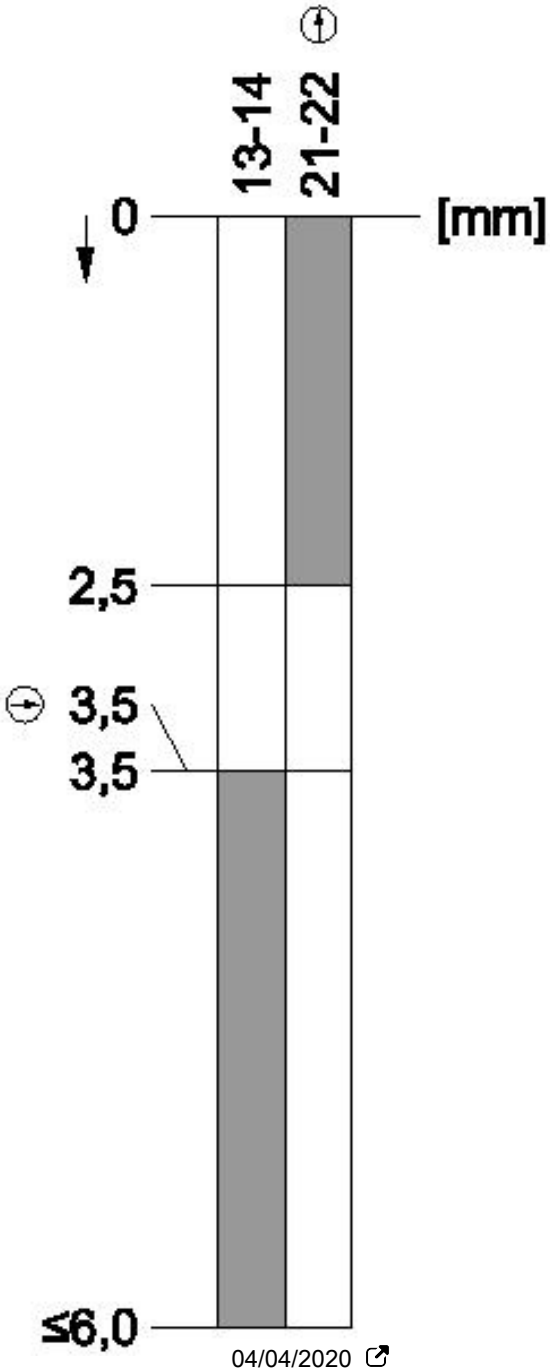

last modified: 04/04/2020

Subject to change without notice
© Copyright Siemens