

Current measuring module, Set current 2.4...25 A Overall width 45 mm, straight-through transformer



Product brand name	SIRIUS
Product designation	Current measuring module
General technical data	
Product function	
• Current measurement	Yes
• voltage measurement	No
• active power measurement	No
• Power measurement	No
• frequency measurement	No
Product component	
• input for thermistor connection	No
Insulation voltage	
• with degree of pollution 3 at AC rated value	690 V
• for wires of main circuit acc. to IEC 60947-1 rated value	6 kV
Surge voltage resistance rated value	6 000 V
Protection class IP	IP20
Shock resistance	
• acc. to IEC 60068-2-27	15g / 11 ms

Vibration resistance	1-6 Hz / 15 mm; 6-500 Hz / 2 g
Reference code acc. to DIN EN 81346-2	F
Certificate of suitability	
<ul style="list-style-type: none"> • according to ATEX directive 2014/34/EU 	BVS 06 ATEX F001
Explosion device group and category according to ATEX directive 2014/34/EU	II (2) G, II (2) D, I (M2)

Electromagnetic compatibility

EMC emitted interference	
<ul style="list-style-type: none"> • acc. to IEC 60947-1 	class A
EMI immunity acc. to IEC 60947-1	corresponds to degree of severity 3
Conducted interference	
<ul style="list-style-type: none"> • due to burst acc. to IEC 61000-4-4 	2 kV
<ul style="list-style-type: none"> • due to conductor-earth surge acc. to IEC 61000-4-5 	2 kV
<ul style="list-style-type: none"> • due to conductor-conductor surge acc. to IEC 61000-4-5 	1 kV
Field-bound parasitic coupling acc. to IEC 61000-4-3	10 V/m

Inputs/ Outputs

Number of outputs as contact-affected switching element	0
--	---

Protective and monitoring functions

Product function	
<ul style="list-style-type: none"> • power factor monitoring 	No
<ul style="list-style-type: none"> • ground-fault monitoring 	No
<ul style="list-style-type: none"> • voltage detection 	No
Product function	
<ul style="list-style-type: none"> • Current detection 	Yes
<ul style="list-style-type: none"> • Overload protection 	Yes

Installation/ mounting/ dimensions

Mounting position	any
Mounting type	screw and snap-on mounting
Height	84 mm
Width	45 mm
Depth	45 mm
Required spacing	
<ul style="list-style-type: none"> • top 	30 mm
<ul style="list-style-type: none"> • bottom 	30 mm
<ul style="list-style-type: none"> • left 	0 mm
<ul style="list-style-type: none"> • right 	0 mm
Diameter of feed through opening	7.5 mm
Diameter of feed through opening for current measurement	7.5 mm

Connections/ Terminals	
Type of electrical connection	
<ul style="list-style-type: none"> for main current circuit 	straight-through transformers
Ambient conditions	
Installation altitude at height above sea level	
<ul style="list-style-type: none"> 1 maximum 2 maximum 3 maximum 	2 000 m 3 000 m; max. +50 °C (no protective separation) 4 000 m; max. +40 °C (no protective separation)
Ambient temperature	
<ul style="list-style-type: none"> during operation 	-25 ... +60 °C
Environmental category	
<ul style="list-style-type: none"> during operation acc. to IEC 60721 during storage acc. to IEC 60721 during transport acc. to IEC 60721 	3K6 (no formation of ice, no condensation, relative humidity 10 ... 95%), 3C3 (no salt mist), 3S2 (sand must not get into the devices), 3M6 1K6 (no condensation, relative humidity 10 ... 95%), 1C2 (no salt mist), 1S2 (sand must not get into the devices), 1M4 2K2, 2C1, 2S1, 2M2
Relative humidity	
<ul style="list-style-type: none"> during operation 	5 ... 95 %
Short-circuit protection	
Product function Short circuit protection	No
Safety related data	
Safety Integrity Level (SIL) acc. to IEC 61508	1
Galvanic isolation	
(electrically) protective separation acc. to IEC 60947-1	All circuits with protective separation (double creepage paths and clearances), the information in the "Protective Separation" test report, No. A0258, must be observed (link see further information)
Main circuit	
Number of poles for main current circuit	3
Adjustable pick-up value current of the current-dependent overload release	2.4 ... 25 A
Operating voltage	
<ul style="list-style-type: none"> at AC <ul style="list-style-type: none"> at 50 Hz rated value at 60 Hz rated value 	110 ... 690 V 110 ... 690 V
Operating frequency rated value	50 ... 60 Hz
Control circuit/ Control	
Type of voltage	AC
Certificates/ approvals	

General Product Approval	EMC	For use in hazardous locations
--------------------------	-----	--------------------------------



For use in hazardous locations	Declaration of Conformity	Test Certificates	Marine / Shipping
--------------------------------	---------------------------	-------------------	-------------------

[Explosion Protection Certificate](#)



[Miscellaneous](#)

[Special Test Certificate](#)

[Type Test Certificates/Test Report](#)



Marine / Shipping	other
-------------------	-------



[Confirmation](#)



[PROFINET-Certification](#)

Further information

Information- and Downloadcenter (Catalogs, Brochures,...)

www.siemens.com/ic10

Industry Mall (Online ordering system)

<https://mall.industry.siemens.com/mall/en/en/Catalog/product?mlfb=3UF7101-1AA00-0>

Cax online generator

<http://support.automation.siemens.com/WW/CAXorder/default.aspx?lang=en&mlfb=3UF7101-1AA00-0>

Service&Support (Manuals, Certificates, Characteristics, FAQs,...)

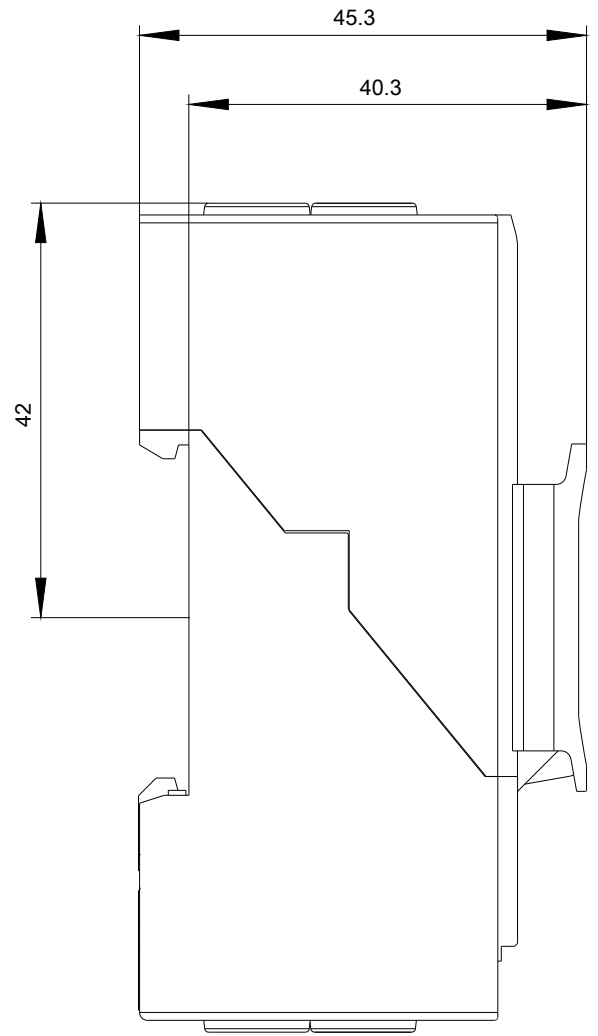
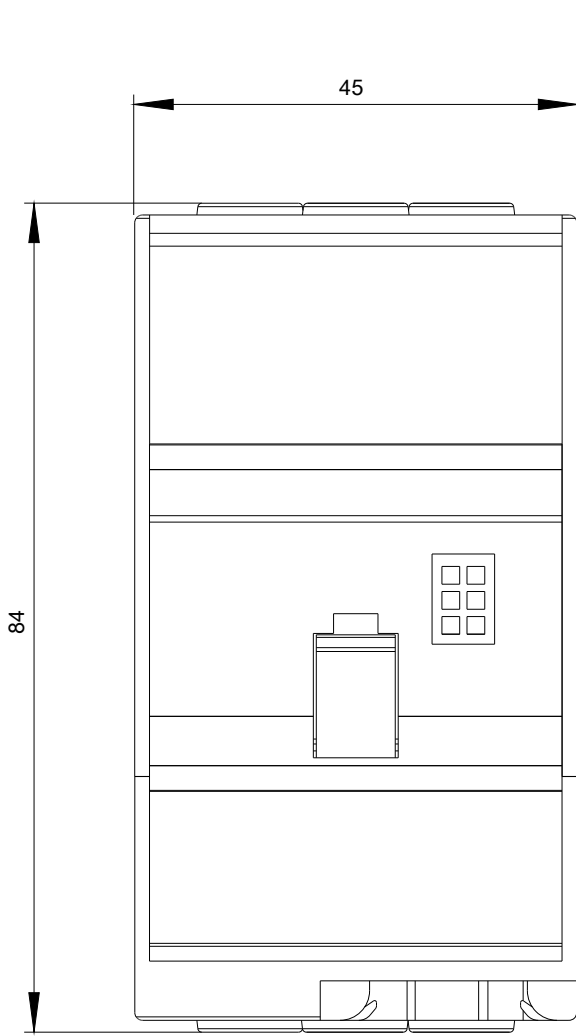
<https://support.industry.siemens.com/cs/ww/en/ps/3UF7101-1AA00-0>

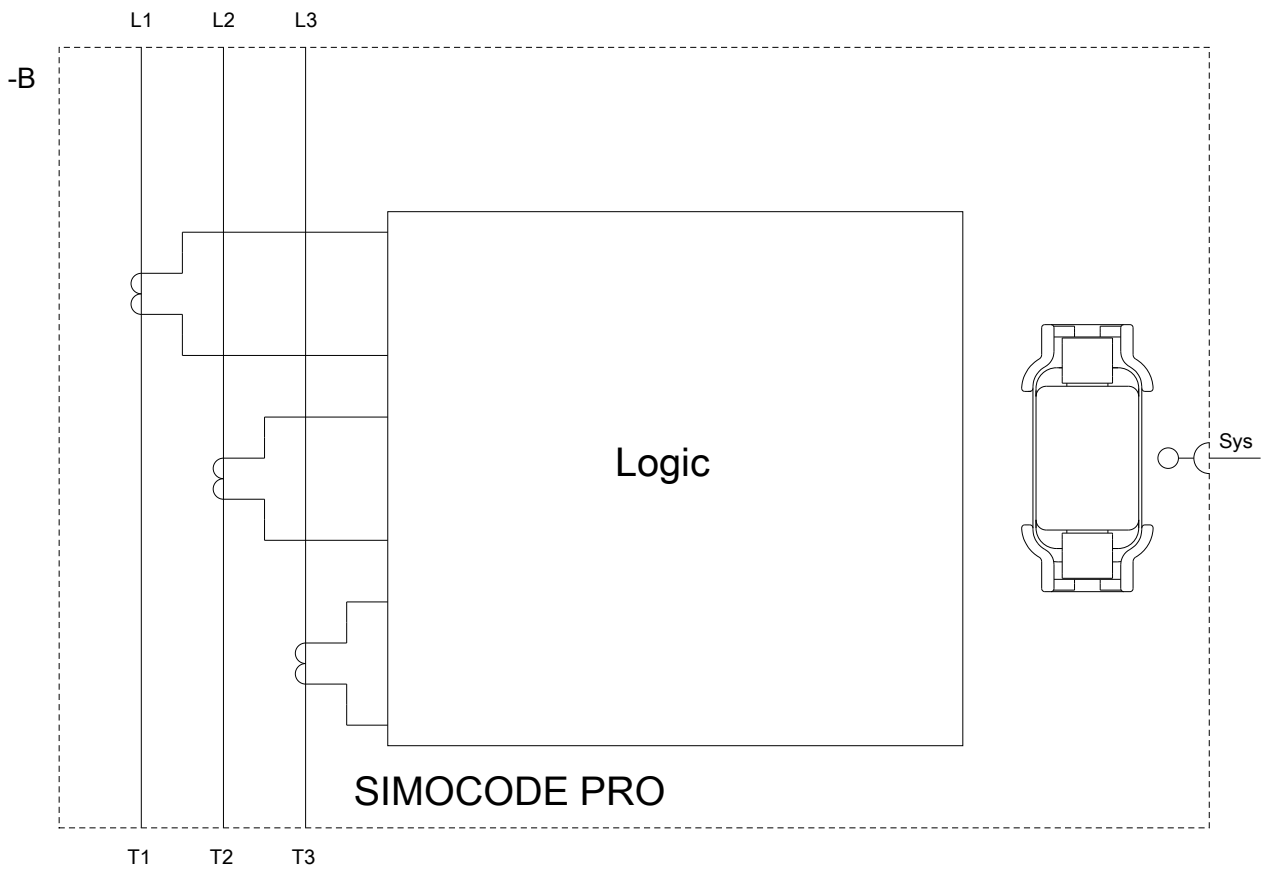
Image database (product images, 2D dimension drawings, 3D models, device circuit diagrams, EPLAN macros, ...)

http://www.automation.siemens.com/bilddb/cax_de.aspx?mlfb=3UF7101-1AA00-0&lang=en

Test report No. A0258, protective separation

<https://support.industry.siemens.com/cs/ww/en/view/109748152>





last modified:

03/10/2020 