

CIRCUIT BREAKER 3VA1 IEC FRAME 160 BREAKING CAPACITY CLASS N ICU=25KA @ 415 V 4-POLE, LINE PROTECTION TM220, ATFM, IN=125A OVERLOAD PROTECTION IR=87,5A ...125A SHORT CIRCUIT PROTECTION II=10 X IN NEUTRAL PROTECTION 100% BUSBAR CONNECTION



Model	
product brandname	SENTRON
Product designation	Molded case circuit breaker
Design of the product	Line protection
Type of load switch / according to UL 489 / Heating, Air Conditioning, and Refrigeration circuit breaker (HACR Type)	Yes
Design of the overcurrent release	TM220
Protective function of the overcurrent release	LI
Number of poles	4
General technical data	
Tension assignée d'isolement Ui	800 V
Max. rated operational voltage Ue with AC 50/60Hz	690 V
Max. rated operational voltage Ue with DC	600 V
Active power loss / for rated value of the current / at AC / in hot operating state / per device	23.2 W
Active power loss / for rated value of the current / at AC / in hot operating state / per pole	7.73 W
Mechanical service life (switching cycles) / typical	15 000

Electrical endurance (switching cycles) / at AC-1 / at 380/415 V 50/60 Hz	8 000
Neutral conductors / upgradeable/retrofitable	No
Ground fault monitoring version	Without
Product function	
• communication function	No
• other measurement function	No
Net weight	1.286 kg





### Electricity






Marking / according to UL 489 / 100%-rated breaker	No
Max. rated operational voltage of the size of the circuit-breaker	160 A
Courant permanent assigné Iu	125 A
Operating current	
• at 40 °C	125 A
• at 45 °C	125 A
• at 50 °C	125 A
• at 55 °C	122 A
• at 60 °C	120 A
• at 65 °C	117 A
• at 70 °C	114 A

### Switching capacity according to IEC 60947

Switching capacity class of the circuit breaker	N
Maximum short-circuit current breaking capacity (Icu)	
• at 240 V	36 kA
• at 415 V	25 kA
• at 440 V	16 kA
• at 500 V	8 kA
• at 690 V	7 kA
Operational short-circuit current breaking capacity (Ics)	
• at 240 V	36 kA
• at 415 V	25 kA
• at 440 V	16 kA
• at 500 V	8 kA
• at 690 V	5 kA
Short-circuit current making capacity (Icm)	
• at 240 V	76 kA
• at 415 V	53 kA
• at 440 V	32 kA
• at 500 V	13.6 kA
• at 690 V	11.9 kA

Adjustable parameters	
Adjustable response value current / I <sub>g</sub> min.	88 A
Adjustable response value current / I <sub>g</sub> min.	125 A
Adjustable response value current / I <sub>g</sub> min.	1
Adjustable response value current / I <sub>g</sub> min.	1
Short-term delayed / tripping switchable / I <sub>2t</sub> =ON/OFF	No
Adjustable response value current / I <sub>i</sub> min.	1 250 A
Adjustable response value current / I <sub>i</sub> max.	1 250 A
Design of the N-conductor protection	100%
Ground fault protection / tripping switchable / I <sub>2t</sub> =ON/OFF	No
Mechanical Design	
Height [in]	5.1 in
Height	130 mm
Width [in]	4 in
Width	101.6 mm
Depth [in]	2.8 in
Depth	70 mm
Connections	
Arrangement of electrical connectors / for main current circuit	Front terminal
Type of electrical connection / for main current circuit	lug terminal
Auxiliary circuit	
Number of CO contacts / for auxiliary contacts	0
Accessories	
Product extension / optional / motor drive	Yes
Environmental conditions	
Protection class IP / on the front	IP40
Ambient temperature	
• during operation / minimum	-25 °C
• during operation / maximum	70 °C
• during storage / minimum	-40 °C
• during storage / maximum	80 °C
Certificates	
Equipment marking / acc. to DIN EN 81346-2	Q
Certificate of suitability / as approval for NAVAL (no combat vessels) / Supplement SB	No

General Product Approval		EMC	Declaration of Conformity	Test Certificates
 CCC	 VDE	<a href="#">sonstig</a>	 RCM	 EG-Konf.
				<a href="#">Typprüfbescheinigung/Werkszeugnis</a>

Test Certificates	Shipping Approval				
<a href="#">sonstig</a>	 ABS	 BUREAU VERITAS	 GL	 LRS	 RMRS

other
<a href="#">sonstig</a>

#### Further information

##### Information- and Downloadcenter (Catalogs, Brochures,...)

<http://www.siemens.com/lowvoltage/catalogs>

##### Industry Mall (Online ordering system)

<https://eb.automation.siemens.com/mall/en/WW/Catalog/Product/3VA1112-3GE42-0AA0>

##### Service&Support (Manuals, Certificates, Characteristics, FAQs,...)

<http://support.automation.siemens.com/WW/view/en/3VA1112-3GE42-0AA0/all>

##### Image database (product images, 2D dimension drawings, 3D models, device circuit diagrams, ...)

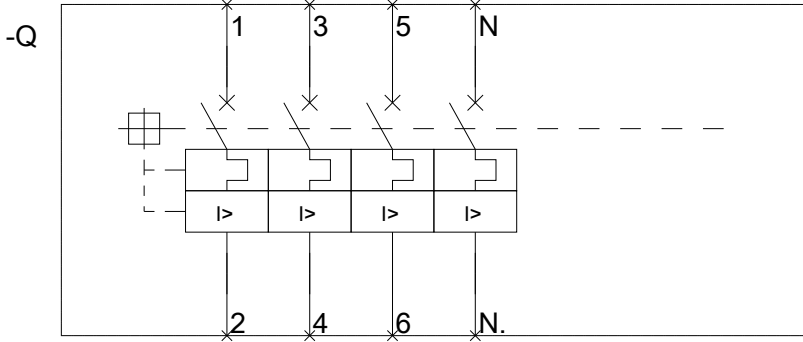
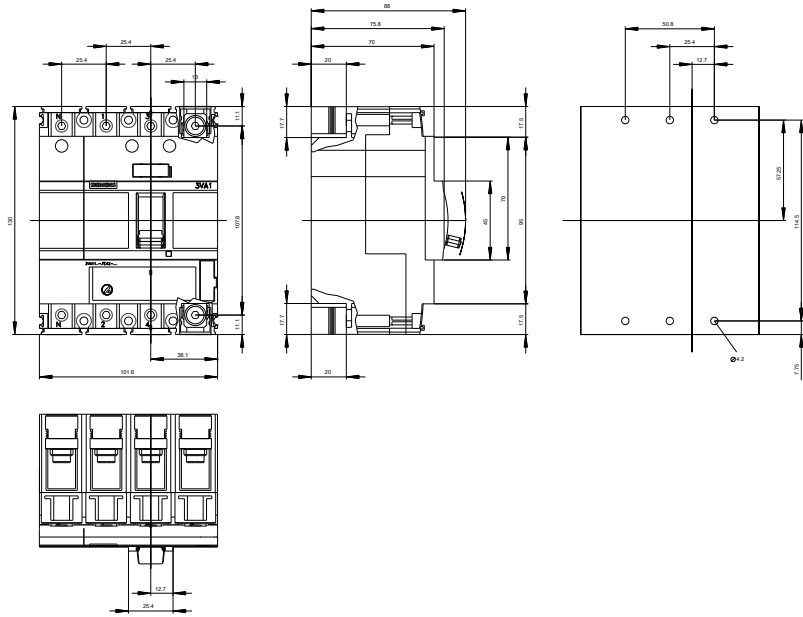
[http://www.automation.siemens.com/bilddb/cax\\_en.aspx?mfb=3VA1112-3GE42-0AA0](http://www.automation.siemens.com/bilddb/cax_en.aspx?mfb=3VA1112-3GE42-0AA0)

##### CAX-Online-Generator

<http://www.siemens.com/cax>

##### Tender specifications

<http://www.siemens.com/specifications>



**last modified:**

10/29/2016