

CIRCUIT BREAKER 3VA1 IEC FRAME 250 BREAKING CAPACITY CLASS M ICU=55KA @ 415 V 3-POLE, LINE PROTECTION TM240, ATAM, IN=200A OVERLOAD PROTECTION IR=140A ...200A SHORT CIRCUIT PROTECTION II=5...10 X IN BUSBAR CONNECTION



Model	
product brandname	SENTRON
Product designation	Molded case circuit breaker
Design of the product	Line protection
Type of load switch / according to UL 489 / Heating, Air Conditioning, and Refrigeration circuit breaker (HACR Type)	Yes
Design of the overcurrent release	TM240
Protective function of the overcurrent release	LI
Number of poles	3

General technical data	
Tension assignée d'isolement $U_i$	800 V
Max. rated operational voltage $U_e$ with AC 50/60Hz	690 V
Max. rated operational voltage $U_e$ with DC	500 V
Active power loss / for rated value of the current / at AC / in hot operating state / per device	42 W
Active power loss / for rated value of the current / at AC / in hot operating state / per pole	14 W
Mechanical service life (switching cycles) / typical	15 000

Electrical endurance (switching cycles) / at AC-1 / at 380/415 V 50/60 Hz	8 000
Neutral conductors / upgradeable/retrofitable	No
Ground fault monitoring version	Without
Product function	
• communication function	No
• other measurement function	No
Net weight	1.607 kg

### Electricity

Marking / according to UL 489 / 100%-rated breaker	No
Max. rated operational voltage of the size of the circuit-breaker	250 A
Courant permanent assigné Iu	200 A
Operating current	
• at 40 °C	200 A
• at 45 °C	200 A
• at 50 °C	200 A
• at 55 °C	194 A
• at 60 °C	188 A
• at 65 °C	182 A
• at 70 °C	176 A

### Switching capacity according to IEC 60947

Switching capacity class of the circuit breaker	M
Maximum short-circuit current breaking capacity (Icu)	
• at 240 V	85 kA
• at 415 V	55 kA
• at 440 V	36 kA
• at 690 V	10 kA
Operational short-circuit current breaking capacity (Ics)	
• at 240 V	85 kA
• at 415 V	55 kA
• at 440 V	36 kA
• at 690 V	5 kA
Short-circuit current making capacity (Icm)	
• at 240 V	187 kA
• at 415 V	121 kA
• at 440 V	76 kA
• at 690 V	17 kA

### Adjustable parameters

Adjustable response value current / I <sub>g</sub> min.	140 A
---	-------

Adjustable response value current / I <sub>g</sub> min.	200 A
Adjustable response value current / I <sub>g</sub> min.	1
Adjustable response value current / I <sub>g</sub> min.	1
Short-term delayed / tripping switchable / I <sub>2t</sub> =ON/OFF	No
Adjustable response value current / I <sub>i</sub> min.	1 000 A
Adjustable response value current / I <sub>i</sub> max.	2 000 A
Ground fault protection / tripping switchable / I <sub>2t</sub> =ON/OFF	No

### Mechanical Design

Height [in]	6.2 in
Height	158 mm
Width [in]	4.1 in
Width	105 mm
Depth [in]	2.8 in
Depth	70 mm

### Connections

Arrangement of electrical connectors / for main current circuit	Front terminal
Type of electrical connection / for main current circuit	lug terminal

### Auxiliary circuit

Number of CO contacts / for auxiliary contacts	0
--	---

### Accessories






Product extension / optional / motor drive	Yes
--	-----






### Environmental conditions

Protection class IP / on the front	IP40
Ambient temperature	
<ul style="list-style-type: none"> <li>• during operation / minimum</li> <li>• during operation / maximum</li> <li>• during storage / minimum</li> <li>• during storage / maximum</li> </ul>	<ul style="list-style-type: none"> <li>-25 °C</li> <li>70 °C</li> <li>-40 °C</li> <li>80 °C</li> </ul>

### Certificates

Equipment marking / acc. to DIN EN 81346-2	Q
Certificate of suitability / as approval for NAVAL (no combat vessels) / Supplement SB	No

General Product Approval			EMC	Declaration of Conformity	Test Certificates
 CCC	 VDE		 RCM	 EG-Konf.	<a href="#">Typprüfbescheinigung/Werkszeugnis</a>

Test Certificates	Shipping Approval				
<a href="#">sonstig</a>	 ABS	 BUREAU VERITAS	 GL	 LRS	 RMRS

other
<a href="#">sonstig</a>

#### Further information

##### Information- and Downloadcenter (Catalogs, Brochures,...)

<http://www.siemens.com/lowvoltage/catalogs>

##### Industry Mall (Online ordering system)

<https://eb.automation.siemens.com/mall/en/WW/Catalog/Product/3VA1220-5EF32-0AA0>

##### Service&Support (Manuals, Certificates, Characteristics, FAQs,...)

<http://support.automation.siemens.com/WW/view/en/3VA1220-5EF32-0AA0/all>

##### Image database (product images, 2D dimension drawings, 3D models, device circuit diagrams, ...)

[http://www.automation.siemens.com/bilddb/cax\\_en.aspx?mfb=3VA1220-5EF32-0AA0](http://www.automation.siemens.com/bilddb/cax_en.aspx?mfb=3VA1220-5EF32-0AA0)

##### CAX-Online-Generator

<http://www.siemens.com/cax>

##### Tender specifications

<http://www.siemens.com/specifications>



**last modified:**

10/29/2016