

circuit breaker 3VA2 IEC frame 100 breaking capacity class S  
 $I_{cu}=36kA @ 415 V$  3pole, line protection ETU320, li,  $I_n=25A$  overload  
 protection  $i_r=10A \dots 25A$  short circuit protection  $i_l=1,5 \dots 12 \times I_n$  busbar  
 connection



Model	
Product brand name	SENTRON
Product designation	Molded case circuit breaker
Design of the product	Line protection
Design of the overcurrent release	ETU320
Protective function of the overcurrent release	LI
Number of poles	3
General technical data	
Tension assignée d'isolement $U_i$	800 V
Max. rated operational voltage $U_e$ with AC 50/60Hz	690 V
Active power loss / for rated value of the current / at AC / in hot operating state / per pole	0 W
Mechanical service life (switching cycles) / typical	20 000
Electrical endurance (switching cycles) / at AC-1 / at 380/415 V 50/60 Hz	12 000
Neutral conductors / upgradeable/retrofitable	No
Ground fault monitoring version	Without
Product function	
• communication function	No

• other measurement function	No
Net weight	2.3 kg
<b>Electricity</b>	
Max. rated operational voltage of the size of the circuit-breaker	100 A
Courant permanent assigné Iu	25 A
Operating current	
• at 40 °C	25 A
• at 45 °C	25 A
• at 50 °C	25 A
• at 55 °C	25 A
• at 60 °C	25 A
• at 65 °C	25 A
• at 70 °C	25 A
<b>Switching capacity according to IEC 60947</b>	
Switching capacity class of the circuit breaker	S
Maximum short-circuit current breaking capacity (Icu)	
• at 240 V	55 kA
• at 415 V	36 kA
• at 440 V	36 kA
• at 500 V	25 kA
• at 690 V	2 kA
Operational short-circuit current breaking capacity (Ics)	
• at 240 V	55 kA
• at 415 V	36 kA
• at 440 V	36 kA
• at 500 V	25 kA
• at 690 V	2 kA
Short-circuit current making capacity (Icm)	
• at 240 V	121 kA
• at 415 V	76 kA
• at 440 V	76 kA
• at 500 V	53 kA
• at 690 V	3 kA
<b>Adjustable parameters</b>	
Adjustable response value current / I <sub>g</sub> min.	10 A
Adjustable response value current / I <sub>g</sub> min.	25 A
Adjustable response value current / I <sub>g</sub> min.	0.5
Adjustable response value current / I <sub>g</sub> min.	17

Short-term delayed / tripping switchable / I <sub>2t</sub> =ON/OFF	No
Adjustable response value current / I <sub>i</sub> min.	38 A
Adjustable response value current / I <sub>i</sub> max.	300 A
Ground fault protection / tripping switchable / I <sub>2t</sub> =ON/OFF	No

### Mechanical Design

Height [in]	7.1 in
Height	181 mm
Width [in]	4.1 in
Width	105 mm
Depth [in]	4.2 in
Depth	107 mm

### Connections

Arrangement of electrical connectors / for main current circuit	Front terminal
Type of electrical connection / for main current circuit	Lug terminal
Type of connectable conductor cross-section, connection screw, width x thickness , min.	13 x 1 mm
Type of connectable conductor cross-section, connection screw, width x thickness , max.	25 x 8.5

### Auxiliary circuit

Number of CO contacts / for auxiliary contacts	0
--	---

### Accessories




Product extension / optional / motor drive	Yes
--	-----

### Environmental conditions

Protection class IP / on the front	IP40
Ambient temperature	
<ul style="list-style-type: none"> <li>• during operation / minimum</li> <li>• during operation / maximum</li> <li>• during storage / minimum</li> <li>• during storage / maximum</li> </ul>	<ul style="list-style-type: none"> <li>-25 °C</li> <li>70 °C</li> <li>-40 °C</li> <li>80 °C</li> </ul>

### Certificates

Reference code / acc. to DIN EN 81346-2	Q
---	---

General Product Approval	EMC	Test Certificates
 VDE	 EAC	 RCM
<a href="#">Miscellaneous</a>	<a href="#">Type Test Certificates/Test Report</a>	<a href="#">Miscellaneous</a>

Test Certificates	other
<a href="#">Special Test Certificate</a>	<a href="#">Miscellaneous</a>

#### Further information

##### Information- and Downloadcenter (Catalogs, Brochures,...)

<http://www.siemens.com/lowvoltage/catalogs>

##### Industry Mall (Online ordering system)

<https://mall.industry.siemens.com/mall/en/en/Catalog/product?mlfb=3VA2025-4HL32-0AA0>

##### Service&Support (Manuals, Certificates, Characteristics, FAQs,...)

<https://support.industry.siemens.com/cs/ww/en/ps/3VA2025-4HL32-0AA0>

##### Image database (product images, 2D dimension drawings, 3D models, device circuit diagrams, ...)

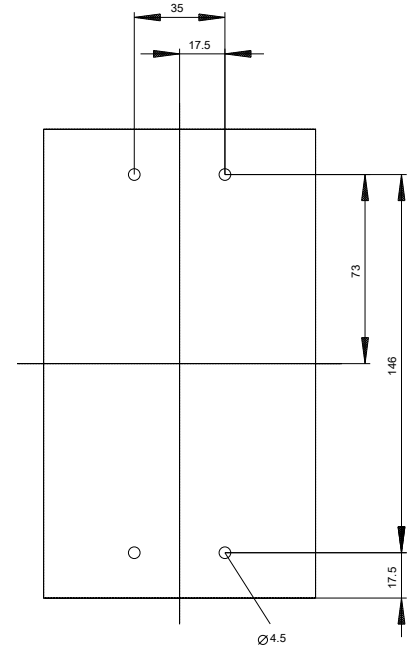
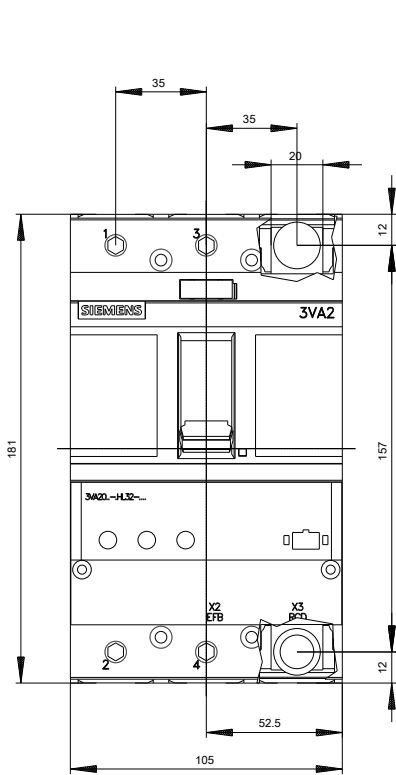
[http://www.automation.siemens.com/bilddb/cax\\_en.aspx?mlfb=3VA2025-4HL32-0AA0](http://www.automation.siemens.com/bilddb/cax_en.aspx?mlfb=3VA2025-4HL32-0AA0)

##### CAX-Online-Generator

<http://www.siemens.com/cax>

##### Tender specifications

<http://www.siemens.com/specifications>





**last modified:**

09/03/2018