

AUXILIARY SWITCH CHANGEOVER CONTACTS TYPE HQ (7MM)  
ACCESSORY FOR 3VA1/2-BREAKER



Model	
product brandname	SENTRON
Product designation	auxiliary switch
General technical data	
Degree of pollution	3
Overtoltage category	III
Voltage	
Tension assignée d'isolement $U_i$	690 V
Tension assignée de tenue aux chocs	4 kV
Rated operational voltage $U_e$ at AC 50 Hz	240 V
Rated operational voltage $U_e$ with DC	250 V
Electricity	
Thermal current	6 A
Operating current	
• at AC-12 / at 12 V	6 A
• at AC-12 / at 24 V	6 A
• at AC-12 / at 48 V	6 A
• at AC-12 / at 110 V	6 A

• at AC-12 / at 230 V	6 A
• at DC-12 / at 12 V	6 A
• at DC-12 / at 24 V	4 A
• at DC-12 / at 48 V	2 A
• at DC-12 / at 110 V	0.5 A
• at DC-12 / at 230 V	0.25 A
• at DC-13 / at 12 V	1 A
• at DC-13 / at 24 V	0.8 A
• at DC-13 / at 48 V	0.4 A
• at DC-13 / at 110 V	0.2 A
• at DC-13 / at 220 V	0.1 A
• at AC-15 / at 12 V	3 A
• at AC-15 / at 24 V	3 A
• at AC-15 / at 48 V	3 A
• at AC-15 / at 110 V	3 A
• at AC-15 / at 230 V	3 A

### Mechanical Design

Height	56 mm
Width	7 mm
Width / Note	1 slot (7 mm)
Depth	30 mm
Net weight	30 g





### Connections according IEC

Wire stripping length	15 mm
Connectable conductor cross-section	
• minimum	0.5 mm <sup>2</sup>
• maximum	1.5 mm <sup>2</sup>
AWG number / as coded connectable conductor cross section / for auxiliary contacts	
• minimum	20
• maximum	16
Tightening torque	
• with screw-type terminals / maximum	0.5 N·m
• with screw-type terminals / minimum	0.4 N·m

### Connections according UL

Wire stripping length [in]	0.6 in
Tightening torque [lbf·in] / with screw-type terminals	
• minimum	3.5 lbf·in
• maximum	4.4 lbf·in

### Certificates

General Product Approval	EMC	Declaration of Conformity	Test Certificates	other
 CCC		 RCM	 EG-Konf.	<a href="#">Typprüfbescheinigung/Werkszeugnis</a> <a href="#">sonstig</a>

#### Further information

**Information- and Downloadcenter (Catalogs, Brochures,...)**

<http://www.siemens.com/lowvoltage/catalogs>

**Industry Mall (Online ordering system)**

<https://mall.industry.siemens.com/mall/en/en/Catalog/product?mlfb=3VA9988-0AA12>

**Service&Support (Manuals, Certificates, Characteristics, FAQs,...)**

<http://support.automation.siemens.com/WW/view/en/3VA9988-0AA12/all>

**Image database (product images, 2D dimension drawings, 3D models, device circuit diagrams, ...)**

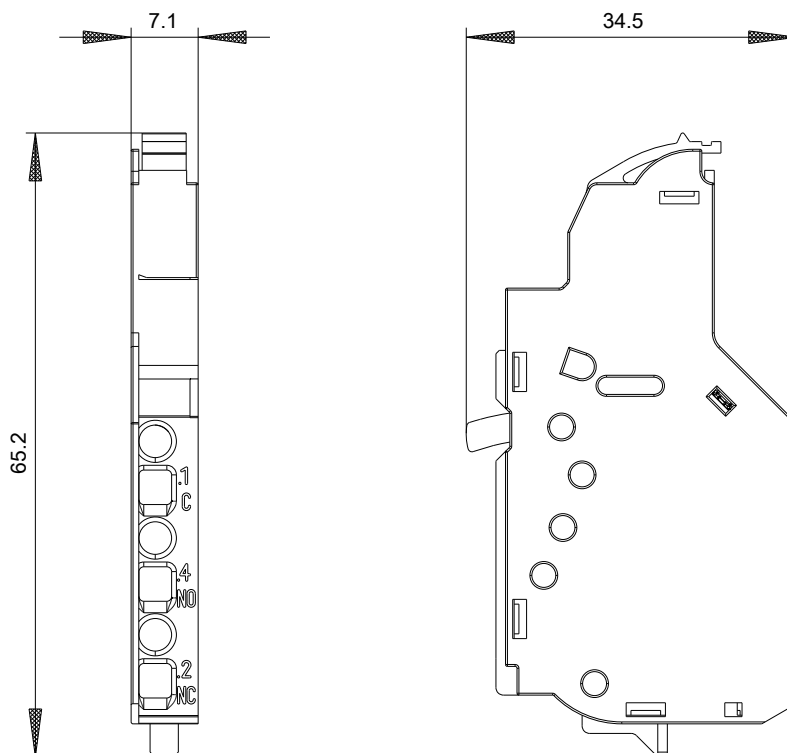
[http://www.automation.siemens.com/bilddb/cax\\_en.aspx?mlfb=3VA9988-0AA12](http://www.automation.siemens.com/bilddb/cax_en.aspx?mlfb=3VA9988-0AA12)

**CAX-Online-Generator**

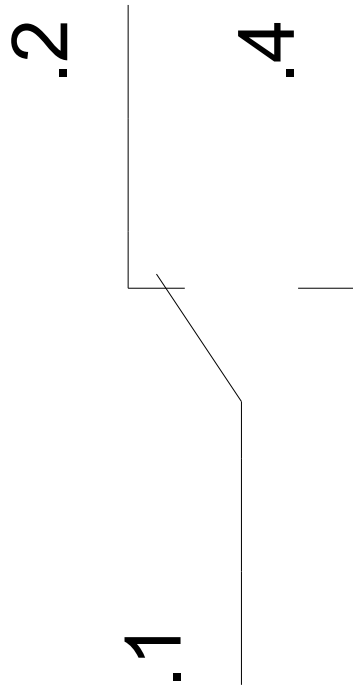
<http://www.siemens.com/cax>

**Tender specifications**

<http://www.siemens.com/specifications>



AUX



last modified:

01/17/2017