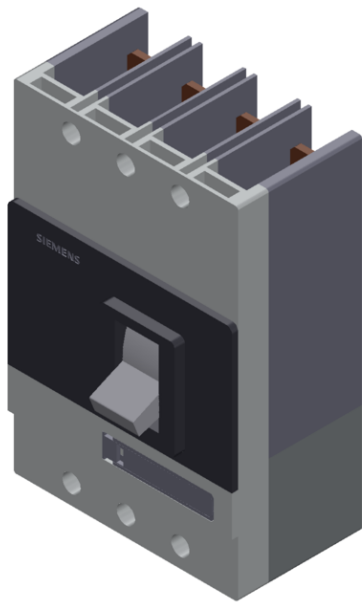


Circuit breaker VL400N Standard switching capacity $I_{cu}=55$ kA, 415V
AC 4-pole, system protection Overcurrent release TM, LI $I_n=400$ A,
Rated current $I_r=320...400$ A, Overload protection II= $2000...4000$ A,
Short-circuit protection N protected (100%)



Model	
Type of the driving mechanism / motor drive	No
Design of the overcurrent release	TM

General technical data	
Number of poles	4
Size of the circuit-breaker	3VL4
Electrical endurance (switching cycles) / typical	10 000
Usage category	A
Performance class for circuit breaker	N
Mechanical service life (switching cycles) / typical	20 000
Reference code / acc. to DIN 40719 extended according to IEC 204-2 / acc. to IEC 750	Q
Operating frequency / maximum	120 1/s

Voltage	
Rated operational voltage U _e / max.	690 V
Insulation voltage	
• rated value	800 V
• at AC / rated value	800 V
Surge voltage resistance / rated value	8 kV

Protection class	
Protection class IP	IP20
Protective function of the overcurrent release	LIN

Electricity	
Operating current / at 45 °C / rated value	400 A
Continuous current / rated value	400 A
Derating temperature / for the rated value of the continuous current	50 °C
Adjustable pick-up value current	
• of the current-dependent overload release / Full-scale value	400 A
• of instantaneous short-circuit trip unit / initial value	2 000 A
• of instantaneous short-circuit trip unit / Full-scale value	4 000 A

Main circuit	
Operating frequency	
• 1 / rated value	50 Hz
• 2 / rated value	60 Hz
Operating voltage	
• rated value / maximum	690 V

<ul style="list-style-type: none"> • for main current circuit / at AC / at 50 Hz / maximum 	690 V
<ul style="list-style-type: none"> • for main current circuit / at AC / at 60 Hz / maximum 	690 V
<ul style="list-style-type: none"> • for main current circuit / at DC / maximum 	500 V
Operating current	
<ul style="list-style-type: none"> • at 40 °C / rated value 	400 A
<ul style="list-style-type: none"> • at 50 °C / rated value 	400 A
<ul style="list-style-type: none"> • at 55 °C / rated value 	372 A
<ul style="list-style-type: none"> • at 60 °C / rated value 	372 A
<ul style="list-style-type: none"> • at 65 °C / rated value 	344 A
<ul style="list-style-type: none"> • at 70 °C / rated value 	344 A

Auxiliary circuit

Number of CO contacts / for auxiliary contacts	0
Number of NC contacts / for auxiliary contacts	0
Number of NO contacts / for auxiliary contacts	0

Suitability

Suitability for use	system protection
---------------------	-------------------

Adjustable parameters

Adjustable pick-up value current / of the current-dependent overload release / initial value	320 A
--	-------

Product details

Product component	
<ul style="list-style-type: none"> • Trip indicator 	No
<ul style="list-style-type: none"> • Auxiliary switch 	No
<ul style="list-style-type: none"> • Voltage trigger 	No
<ul style="list-style-type: none"> • undervoltage release 	No
<ul style="list-style-type: none"> • undervoltage release with leading contact 	No
Product extension / optional / motor drive	Yes

Product function

Product function	
<ul style="list-style-type: none"> • of thermal overload trip unit 	adjustable
<ul style="list-style-type: none"> • Ground fault protection 	No
<ul style="list-style-type: none"> • for neutral conductors / Short-circuit and overload proof 	Yes
<ul style="list-style-type: none"> • Overload protection 	Yes

Short circuit

Operational short-circuit current breaking capacity (Ics)	
<ul style="list-style-type: none"> • at 240 V / rated value 	65 kA

<ul style="list-style-type: none"> • at 415 V / rated value • at 500 V / rated value • at 690 V / rated value 	<p>55 kA</p> <p>20 kA</p> <p>8 kA</p>
Maximum short-circuit current breaking capacity (Icu) <ul style="list-style-type: none"> • at 240 V / rated value • at 415 V / rated value • at 440 V / rated value • at 480 V / acc. to NEMA / rated value • at 500 V / rated value • at 600 V / acc. to NEMA / rated value • at 690 V / rated value 	<p>65 kA</p> <p>55 kA</p> <p>35 kA</p> <p>35 kA</p> <p>25 kA</p> <p>20 kA</p> <p>15 kA</p>

Connections

Arrangement of electrical connectors / for main current circuit	front side
Type of connectable conductor cross-sections <ul style="list-style-type: none"> • for main contacts / with flexible busbar • for main contacts / solid • for main contacts / finely stranded / with core end processing • for main contacts / stranded • for auxiliary contacts / solid • for auxiliary contacts / finely stranded / with core end processing 	<p>25 x 10</p> <p>50 ... 300 mm²</p> <p>50 ... 240 mm²</p> <p>50 ... 300 mm²</p> <p>0.75 ... 1.5 mm²</p> <p>0,75 ... 1.0 mm²</p>
Type of electrical connection / for main current circuit	screw-type terminals

Mechanical Design

Height	279.5 mm
Width	183.5 mm
Depth	163.5 mm
Mounting type	fixed mounting




Environmental conditions

Ambient temperature <ul style="list-style-type: none"> • during operation / minimum • during operation / maximum • during storage / minimum • during storage / maximum 	<p>0 °C</p> <p>70 °C</p> <p>-40 °C</p> <p>80 °C</p>
---	---

Certificates

Certificate of suitability	IEC, standard switching capacity (N)
Reference code	Q
<ul style="list-style-type: none"> • acc. to DIN EN 61346-2 	

General Product Approval		EMC	Declaration of Conformity	Test Certificates
 CCC	Miscellaneous	KC	 C-Tick	 EG-Konf.
				Special Test Certificate

Shipping Approval			other		
 LRS	 RINA	 RMRS	Environmental Confirmations	Miscellaneous	Confirmation

Further information

Information- and Downloadcenter (Catalogs, Brochures,...)

<http://www.siemens.com/lowvoltage/catalogs>

Industry Mall (Online ordering system)

<https://mall.industry.siemens.com/mall/en/en/Catalog/product?mlfb=3VL4740-1EM46-0AA0>

Service&Support (Manuals, Certificates, Characteristics, FAQs,...)

<https://support.industry.siemens.com/cs/ww/en/ps/3VL4740-1EM46-0AA0>

Image database (product images, 2D dimension drawings, 3D models, device circuit diagrams, ...)

http://www.automation.siemens.com/bilddb/cax_en.aspx?mlfb=3VL4740-1EM46-0AA0

CAX-Online-Generator

<http://www.siemens.com/cax>

Tender specifications

<http://www.siemens.com/specifications>