SIEMENS

Data sheet 3VM1150-3EE32-0AA0

circuit breaker 3VM1 IEC frame 160 breaking capacity class N Icu=25kA @ 415V 3-pole, line protection TM220, ATFM, In=50A overload protection Ir=35A...50A short-circuit protection Ii=10 x In nut keeper kit

Model	
Product brand name	SENTRON
Product designation	Molded case circuit breaker
Product version	Line protection
Design of the overcurrent release	TM220
Protective function of the overcurrent release	LI
Number of poles	3

General technical data	
Rated insulation voltage Ui	690 V
Max. rated operational voltage Ue with AC 50/60Hz	500 V
Max. rated operational voltage Ue with DC	500 V
Power loss [W] / maximum	14.6 W
Active power loss / for rated value of the current / at AC / in hot operating state / per pole	4.87 W
Mechanical service life (switching cycles) / typical	12 000
Electrical endurance (switching cycles) / at AC-1 / at 380/415 V 50/60 Hz	6 000
Neutral conductors / upgradeable/retrofittable	No
Ground fault monitoring version	Without

Subject to change without notice
© Copyright Siemens

Product function	
• communication function	No
• other measurement function	No
Net weight	0.788 kg

Current	
Max. rated operational current of the frame size	160 A
Rated continuous current Iu	50 A
Operating current	
• at 40 °C	50 A
• at 45 °C	50 A
• at 50 °C	50 A
• at 55 °C	49 A
• at 60 °C	48 A
• at 65 °C	46 A
• at 70 °C	45 A

Switching capacity according to IEC 60947	
Switching capacity class of the circuit breaker	N
Maximum short-circuit current breaking capacity (Icu)	
• at 240 V	36 kA
• at 415 V	25 kA
• at 440 V	16 kA
• at 500 V	7 kA
Operational short-circuit current breaking capacity (Ics)	
• at 240 V	27 kA
• at 415 V	18 kA
• at 440 V	12 kA
• at 500 V	5 kA
Short-circuit current making capacity (Icm)	
• at 240 V	76 kA
• at 415 V	53 kA
• at 440 V	32 kA
• at 500 V	11.9 kA

Adjustable parameters	
Adjustable response value current / Ir min.	35 A
Adjustable response value current / Ir max.	50 A
Short-term delayed / tripping switchable / I2t=ON/OFF	No
Adjustable response value current / Ii min.	500 A
Adjustable response value current / Ii max.	500 A

Subject to change without notice
© Copyright Siemens

Ground fault protection / tripping switchable / I2t=ON/OFF	No

Mechanical Design

Height [in]	5.1 in
Height	130 mm
Width [in]	3 in
Width	76.2 mm
Depth [in]	2.8 in
Depth	70 mm

Connections

Arrangement of electrical connectors / for main current circuit	Front connection
Type of connectable conductor cross-section, connection screw, width x thickness , min.	12 x 0
Type of connectable conductor cross-section, connection screw, width x thickness , max.	17 x 6,5

Auxiliary circuit

Number of CO contacts / for auxiliary contacts	0

Accessories

Product extension / optional / motor drive	No

Environmental conditions

Protection class IP / on the front	IP40
Ambient temperature	
• during operation / minimum	-25 °C
• during operation / maximum	70 °C
• during storage / minimum	-40 °C
• during storage / maximum	80 °C

Certificates

Reference code / acc. to DIN EN 81346-2	Q

Subject to change without notice
© Copyright Siemens

General Product Approval				Declaration of Conformity	Test Certificates
CCC	VDE	Miscellaneous		EG-Konf.	Miscellaneous

Shipping Approval
LRS

Further information

Information- and Downloadcenter (Catalogs, Brochures,…)
http://www.siemens.com/lowvoltage/catalogs

Industry Mall (Online ordering system)
https://mall.industry.siemens.com/mall/en/en/Catalog/product?mlfb=3VM1150-3EE32-0AA0

Service&Support (Manuals, Certificates, Characteristics, FAQs,...)
https://support.industry.siemens.com/cs/ww/en/ps/3VM1150-3EE32-0AA0

Image database (product images, 2D dimension drawings, 3D models, device circuit diagrams, ...)
http://www.automation.siemens.com/bilddb/cax_en.aspx?mlfb=3VM1150-3EE32-0AA0

CAx-Online-Generator
http://www.siemens.com/cax

Tender specifications
http://www.siemens.com/specifications

Subject to change without notice
© Copyright Siemens

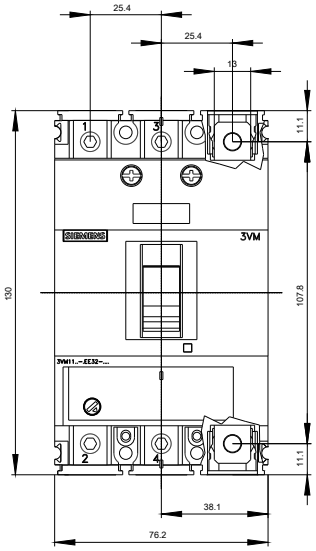

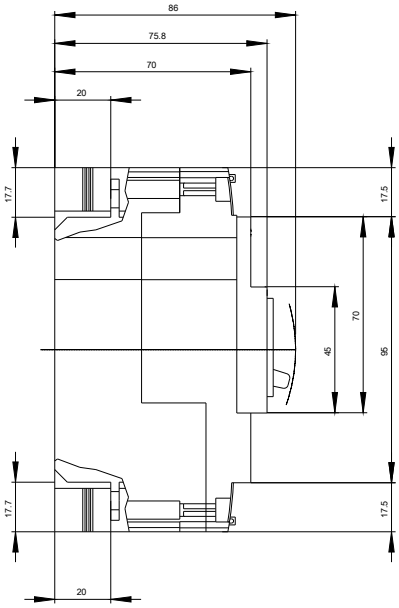

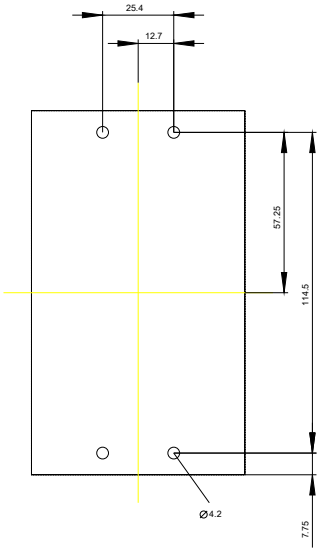

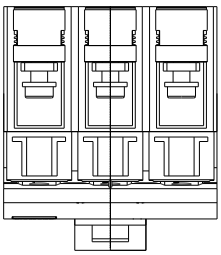

Subject to change without notice
© Copyright Siemens

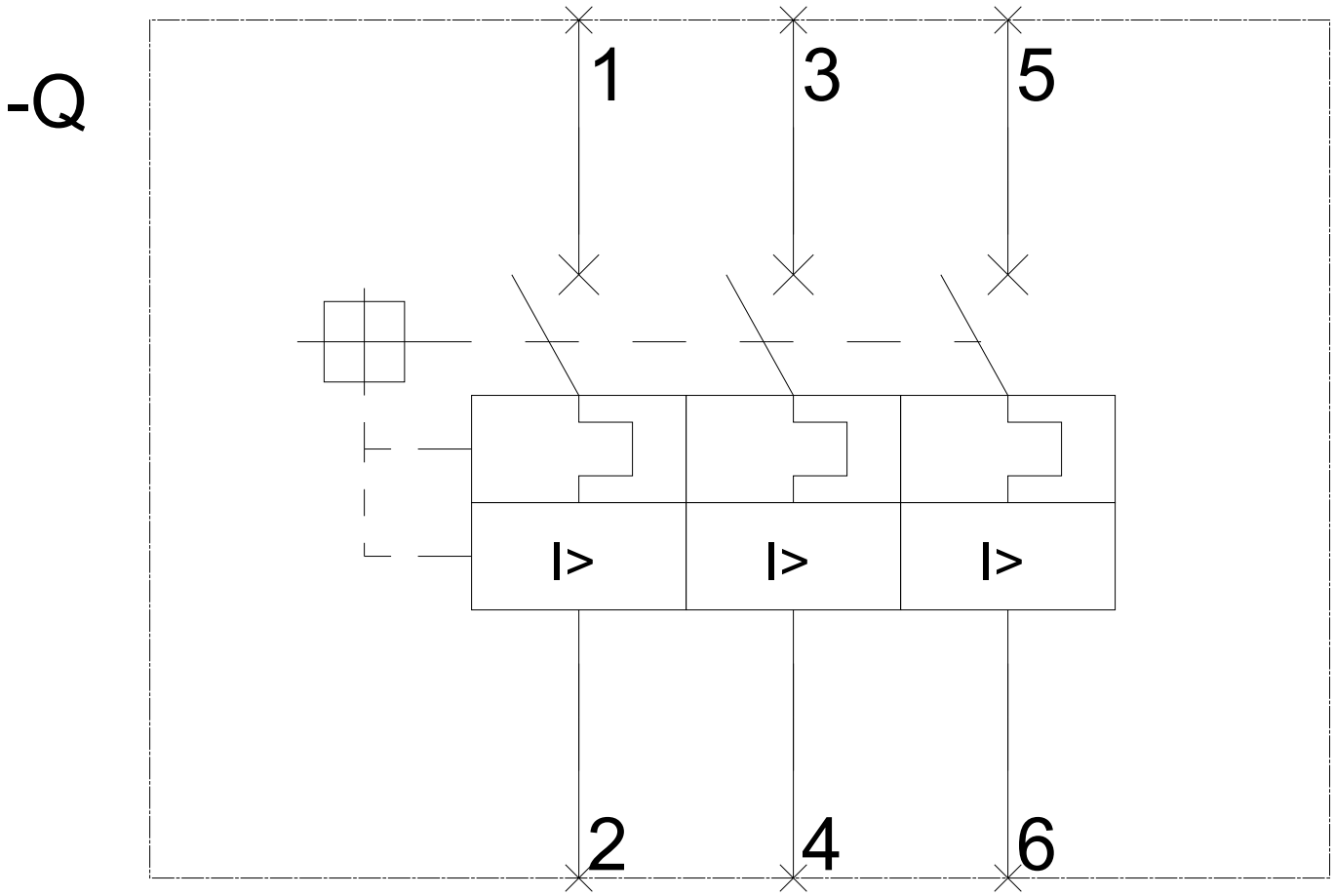

Subject to change without notice
© Copyright Siemens

last modified: 03/20/2020

Subject to change without notice
© Copyright Siemens