

CIRCUIT BREAKER 230/400V 10KA, 1POLE, C, 20A



Model	
product brandname	SENTRON
Product designation	Miniature circuit breakers
Design of the product	5SL miniature circuit breakers
General technical data	
Number of poles	1
Number of poles / Note	1P
Tripping characteristic class	C
circuit-breaker / Design	5SL4
Mechanical service life (switching cycles) / typical	10 000
Overvoltage category	3
Voltage	
Type of voltage	AC/DC
Insulation voltage	
<ul style="list-style-type: none"> with single-phase operation / at AC / rated value 	440 V
<ul style="list-style-type: none"> with multi-phase operation / at AC / rated value 	440 V
Supply voltage	





Supply voltage frequency / rated value	50 Hz
Protection class	
Protection class IP	IP20, with connected conductors
Energy limiting class	3
Switching capacity	
Switching capacity current	
• acc. to EN 60898 / rated value	10 kA
• acc. to IEC 60947-2 / rated value	10 kA
Dissipation	
Power loss [W]	
• for rated value of the current / at AC / in hot operating state / per pole	2.02 W
• maximum	2 W
Electricity	
rated current I _n / IEC, DIN/VDE / at 40 Cel	18.48 A
Current / at AC / rated value	20 A
Main circuit	
Operating voltage	
• minimum	24 V
• at DC / rated value / maximum	60 V
• with single-phase operation / at AC / maximum	250 V
• with multi-phase operation / at AC / maximum	440 V
Product details	
Product feature / Touch protection	Yes
Product feature	
• halogen-free	Yes
• sealable	Yes
• silicon-free	Yes
Product extension / can be installed / supplementary devices	Yes
Product function	
Product function / neutral conductor switching	No
Number	
Number of test cycles / for environmental testing / acc. to IEC 60068-2-30	6
Connections	
Connectable conductor cross-section / stranded	
• minimum	0.75 mm ²
• maximum	35 mm ²

Connectable conductor cross-section	
<ul style="list-style-type: none"> • solid <ul style="list-style-type: none"> — minimum 0.75 mm² — maximum 35 mm² • finely stranded / with core end processing <ul style="list-style-type: none"> — minimum 0.75 mm² — maximum 25 mm² 	
Tightening torque / with screw-type terminals	
<ul style="list-style-type: none"> • minimum 2.5 N·m • maximum 3 N·m 	

Mechanical Design	
Height	90 mm
Width	18 mm
Depth	76 mm
Mounting position	any
Installation depth	70 mm
Number of width units	1
Net weight	167 g

Environmental conditions	
Degree of pollution	2
Influence of the surrounding temperature	+55 °C, max. 95% humidity
Ambient temperature	
<ul style="list-style-type: none"> • minimum -25 °C • maximum 55 °C • during storage / minimum -40 °C • during storage / maximum 75 °C 	

Certificates	
Equipment marking	
<ul style="list-style-type: none"> • acc. to DIN EN 61346-2 F • acc. to DIN EN 81346-2 F 	

General Product Approval	Test Certificates
   	sonstig

Further information

Information- and Downloadcenter (Catalogs, Brochures,...)
<http://www.siemens.com/lowvoltage/catalogs>

Industry Mall (Online ordering system)
<https://eb.automation.siemens.com/mall/en/WW/Catalog/Product/5SL4120-7>

Service&Support (Manuals, Certificates, Characteristics, FAQs,...)

<http://support.automation.siemens.com/WW/view/en/5SL4120-7/all>

Image database (product images, 2D dimension drawings, 3D models, device circuit diagrams, ...)

http://www.automation.siemens.com/bilddb/cax_en.aspx?mlfb=5SL4120-7

CAX-Online-Generator

<http://www.siemens.com/cax>

Tender specifications

<http://www.siemens.com/specifications>

