

CIRCUIT BREAKER 230/400V 6KA, 1POLE, C, 4A



Model	
product brandname	SENTRON
Product designation	Miniature circuit breakers
Design of the product	5SL miniature circuit breakers
General technical data	
Number of poles	1
Number of poles / Note	1P
Tripping characteristic class	C
circuit-breaker / Design	5SL6
Mechanical service life (switching cycles) / typical	20 000
Overvoltage category	3
Voltage	
Type of voltage	AC/DC
Insulation voltage	
<ul style="list-style-type: none"> <li>with single-phase operation / at AC / rated value</li> </ul>	250 V
<ul style="list-style-type: none"> <li>with multi-phase operation / at AC / rated value</li> </ul>	440 V
Supply voltage	

Supply voltage frequency / rated value	50 Hz
<b>Protection class</b>	
<b>Protection class IP</b>	IP20, with connected conductors
<b>Energy limiting class</b>	3
<b>Switching capacity</b>	
<b>Switching capacity current</b>	
• acc. to EN 60898 / rated value	6 kA
• acc. to IEC 60947-2 / rated value	6 kA
<b>Dissipation</b>	
<b>Power loss [W]</b>	
• for rated value of the current / at AC / in hot operating state / per pole	1.3 W
• maximum	1.3 W
<b>Electricity</b>	
rated current I <sub>n</sub> / IEC, DIN/VDE / at 40 Cel	3.75735 A
Current / at AC / rated value	4 A
<b>Main circuit</b>	
<b>Operating voltage</b>	
• minimum	24 V
• at DC / rated value / maximum	60 V
• with single-phase operation / at AC / maximum	250 V
• with multi-phase operation / at AC / maximum	440 V
<b>Product details</b>	
Product feature / Touch protection	Yes
<b>Product feature</b>	
• halogen-free	Yes
• sealable	Yes
• silicon-free	Yes
Product extension / can be installed / supplementary devices	Yes
<b>Product function</b>	
Product function / neutral conductor switching	No
<b>Number</b>	
<b>Number of test cycles / for environmental testing / acc. to IEC 60068-2-30</b>	6
<b>Connections</b>	
<b>Connectable conductor cross-section / stranded</b>	
• minimum	0.75 mm <sup>2</sup>
• maximum	35 mm <sup>2</sup>

<b>Connectable conductor cross-section</b>	
<ul style="list-style-type: none"> <li>• solid <ul style="list-style-type: none"> <li>— minimum 0.75 mm<sup>2</sup></li> <li>— maximum 35 mm<sup>2</sup></li> </ul> </li> <li>• finely stranded / with core end processing <ul style="list-style-type: none"> <li>— minimum 0.75 mm<sup>2</sup></li> <li>— maximum 25 mm<sup>2</sup></li> </ul> </li> </ul>	
<b>Tightening torque / with screw-type terminals</b>	
<ul style="list-style-type: none"> <li>• minimum 2.5 N·m</li> <li>• maximum 3 N·m</li> </ul>	

### Mechanical Design





Height	90 mm
Width	18 mm
Depth	76 mm
Mounting position	any
Installation depth	70 mm
Number of width units	1
Net weight	139 g

### Environmental conditions

Degree of pollution	2
Influence of the surrounding temperature	Periodically +55°C, max. 95% humidity
Ambient temperature	
<ul style="list-style-type: none"> <li>• minimum -25 °C</li> <li>• maximum 45 °C</li> <li>• during storage / minimum -40 °C</li> <li>• during storage / maximum 75 °C</li> </ul>	

### Certificates

<b>Equipment marking</b>	
<ul style="list-style-type: none"> <li>• acc. to DIN EN 61346-2 F</li> <li>• acc. to DIN EN 81346-2 F</li> </ul>	

General Product Approval	Declaration of Conformity	Test Certificates
  	<a href="#">TSE</a>  EG-Konf.	<a href="#">sonstig</a>

### Further information

Information- and Downloadcenter (Catalogs, Brochures,...)  
<http://www.siemens.com/lowvoltage/catalogs>

**Industry Mall (Online ordering system)**

<https://eb.automation.siemens.com/mall/en/WW/Catalog/Product/5SL6104-7>

**Service&Support (Manuals, Certificates, Characteristics, FAQs,...)**

<http://support.automation.siemens.com/WW/view/en/5SL6104-7/all>

**Image database (product images, 2D dimension drawings, 3D models, device circuit diagrams, ...)**

[http://www.automation.siemens.com/bilddb/cax\\_en.aspx?mlfb=5SL6104-7](http://www.automation.siemens.com/bilddb/cax_en.aspx?mlfb=5SL6104-7)

**CAX-Online-Generator**

<http://www.siemens.com/cax>

**Tender specifications**

<http://www.siemens.com/specifications>

