


ODL4U



4 sq.mm Offset Double Level Terminal Blocks.

ODL4U Terminal Block, the top level is offset from the bottom level by half the thickness of the terminal block. This creates better access for the bottom level screw while the wires are connected. It is recommended to use End Plates at both ends of the assembled ODL4U sets for flat alignment to enable the effective use of end clamp. These are ideal for use in applications requiring high density wiring. Interconnection/shorting is possible at both levels.

TECHNICAL DATA

Rated Voltage	800 V
Rated Current	32 A
Tightening Torque	0.5 Nm
Housing Material	Polyamide
Comparative Tracking Index	1
Standard Colour	Grey
Type of Connection	Screw Clamp
Product Function	Double Level
Wire Entry Orientation	Side Entry
Mounting Possibility	DIN 32/DIN 35/DIN 35-15 Rail
Screw Size	M3
Operated by	Screwdriver
Rated Surge Voltage	6 KV
Pollution Degree	3

CONNECTION DATA

Conductor Cross Section Stranded min.	0.2 mm ²
Conductor Cross Section Stranded max.	4.0 mm ²
Conductor Cross Section AWG/Kcmil min	22 AWG
Conductor Cross Section AWG/Kcmil max	10 AWG
Conductor Cross Section Stranded with Ferrule/Lug min	0.2 mm ²
Conductor Cross Section Stranded with Ferrule/Lug max	4 mm ²
2 Conductors with same Cross Section Stranded min	0.2 mm ²
2 Conductor with same Cross Section Stranded max	2.5 mm ²
Conductor Cross Section Solid min	0.2 mm ²
Conductor Cross Section Solid max	6 mm ²
2 Conductors with same Cross Section Stranded with TWIN Ferrule/Lug min	0.2 mm ²
2 Conductor with same Cross Section Stranded with TWIN Ferrule/Lug max	2.5 mm ²
Stripping Length	9 mm
Internal Cylindrical Gauge	A4

DIMENSIONS

Height with DIN 32 rail	69.2 mm
Height with DIN 35 x 15 mm rail	71.7 mm
Height with DIN 35 x 7.5 mm rail	65 mm

DIMENSIONS....



Length	68 mm
Width (Thickness)	6 mm

ORDERING INFORMATION

CAT. NO.	DESCRIPTION	STD. PACK
ODL4U	4 sq.mm 2 Level Offset Terminal Block in Grey colour	100
ODL4UBU	4 sq.mm 2 Level Offset Terminal Block in Blue colour	100

ACCESSORIES

IMAGES	CAT. NO.	DESCRIPTION	STD. PACK
	CA501-1M	Din 32 Rail unslotted 1 meter	50
	CA501-1M-S	Din 32 Rail slotted 1 meter	50
	CA501-2M	Din 32 Rail unslotted 2 meter	50
	CA501-2M-S	Din 32 Rail slotted 2 meter	50
	CA701-1M	Din 35 Rail unslotted 1 meter	50
	CA701-2M	Din 35 Rail unslotted 2 meter	50
	CA701-2M-S	Din 35 Rail slotted 2 meter	50
	CA701-1M-S	Din 35 Rail slotted 1 meter	50
	CA701-15-1M	Din 35 Rail 15 deep unslotted 1 meter	50
	CA701-15-1M-S	Din 35 Rail 15 deep slotted 1 meter	50
	CA701-15-2M	Din 35 Rail 15 deep unslotted 2 meter	50
	CA701-15-2M-S	Din 35 Rail 15 deep slotted 2 meter	50
	CA202	End Clamp in Polyamide suitable for Din 35 / Din 35-15 Rails	50
	CA702	End Clamp in Polyamide 66 suitable for Din 32 / Din 35 / Din 35-15 Rails	50
	CA802	End Clamp in Polyamide suitable for Din 35 / Din 35-15 Rails	50
	EP1ODL4U	End Plate in Grey colour	50

ACCESSORIES			
IMAGES	CAT. NO.	DESCRIPTION	STD. PACK
	EPODL4U	End Plate in Grey colour suitable for ODL4U Terminal Block	50
	CA727/2	Pre Assembled Shorting Link assemblies with 2 poles	100
	CA727/3	Pre Assembled Shorting Links assemblies with 3 poles	100
	CA727/4	Pre Assembled Shorting Link assemblies with 4 poles	100
	CA727/10	Pre Assembled Shorting Links assemblies with 10 poles	10
	CA747/2	Pre assembled Shorting Link for 2 way shorting	100
	CA747/3	Pre assembled Shorting Link for 3 way shorting	100
	CA747/4	Pre assembled Shorting Link for 4 way shorting	100
	CA747/10	Pre assembled Shorting Link for 10 way shorting	10
	CA714/2	External Comb Type Shorting Link Available in 2 pole	100
	CA714/3	External Comb Type Shorting Link Available in 3 pole	100
	CA714/4	External Comb Type Shorting Link Available in 4 pole	100
	CA714/10	External Comb Type Shorting Link Available in 10 pole	20
	CA703/1	Permanent Shorting Link for 2 way shorting	100
	CA704/1	Permanent Shorting Link for 3 way shorting	100
	CA705/1	Permanent Shorting Link for 4 way shorting	100
	CA732/10	Permanent Shorting Link for 10 way shorting	100
	CA732/10-A	Permanent Shorting Link (Breakable) for 10 way shorting	100
	CA732/100	Permanent Shorting Link for 100 way shorting	100
	CA607/S/Q	Shorting Sleeve and Screw	100
	CA509/K6	Blank Marking Tag	100
	CA707/TS/01	Test Socket Suitable for CTS2.5UN / CTS2.5UE / CTS4UN / CTC4U / CMB4 / CTLG2.5 / CTL2.5U / CTL2.5UH / ODL4U / ODL4UA / CDLG2.5 / CMC1-2 / CMC2-2 Terminal Blocks.	100
	SCS0.6/3.5	Electricians Screwdriver for slotted screws	10

RATINGS AS PER STANDARDS

STANDARDS	UL 1059	CSA C.22.2 No:158	DIN EN60947-7-1
Approvals	UL	CSA	VDE
Conductor Cross Section Stranded min.	22 AWG	22 AWG	0.5 mm ²
Conductor Cross Section Stranded max.	10 AWG	10 AWG	4 mm ²
Rated Voltage	600 V	600 V	630 V
Rated Current	35 A	35 A	32 A
Tightening Torque	7 lb-in	7 lb-in	0.5 Nm
STANDARDS	IEC/EN60947-7-1	EN60079-7	EN60079-7
Approvals	CE	ATEX	ATEX-IECex
Conductor Cross Section Stranded min.	0.2 mm ²	0.5 mm ²	0.5 mm ²
Conductor Cross Section Stranded max.	4 mm ²	4 mm ²	4 mm ²
Rated Voltage	800 V	550 V	550 V
Rated Current	32 A	28 A	28 A
Tightening Torque	0.5 Nm	0.5 Nm	0.5 Nm
Operating Temperature Range		-40 to +85 °C	