

Surge suppressor, Varistor with LED, 48 ... 127 V AC,
24 ... 70 V DC, for contactor relays and motor contactors
Size S00



General technical data:

Product brand name		SIRIUS
Product designation		surge suppressor
Size of contactor		S00
Design of the surge suppressor		with varistor
Ambient temperature		
• during storage	°C	-40 ... +80
• during operation	°C	-25 ... +60

Control circuit/ Control:

Type of voltage of the control supply voltage		AC/DC
Control supply voltage frequency		
• 1 rated value	Hz	50
• 2 rated value	Hz	60
Control supply voltage 1		
• at DC		
— Initial rated value	V	24
— Final rated value	V	70
• at AC		

— at 50 Hz Initial rated value	V	48
— at 50 Hz Final rated value	V	127
— at 60 Hz Final rated value	V	127
— at 60 Hz Initial rated value	V	48

Installation/ mounting/ dimensions:

Mounting position		any
Mounting type		clip-on
Width	mm	28
Height	mm	46
Depth	mm	9

Certificates/ approvals:

Certificate of suitability	CE / UL / CSA / CCC	
----------------------------	---------------------	--

General Product Approval	Declaration of Conformity	Test Certificates
--------------------------	---------------------------	-------------------



CSA



UR



EG-Konf.

[Special Test Certificate](#)

[Type Test Certificates/Test Report](#)

Shipping Approval



ABS



BUREAU VERITAS



GL



LRS



PRS



RINA

Shipping Approval	other	Railway
-------------------	-------	---------



RMRS

[Confirmation](#)



VDE

[Vibration and Shock](#)

Further information

Information- and Downloadcenter (Catalogs, Brochures,...)

<http://www.siemens.com/industrial-controls/catalogs>

Industry Mall (Online ordering system)

<http://www.siemens.com/industrymall>

Cax online generator

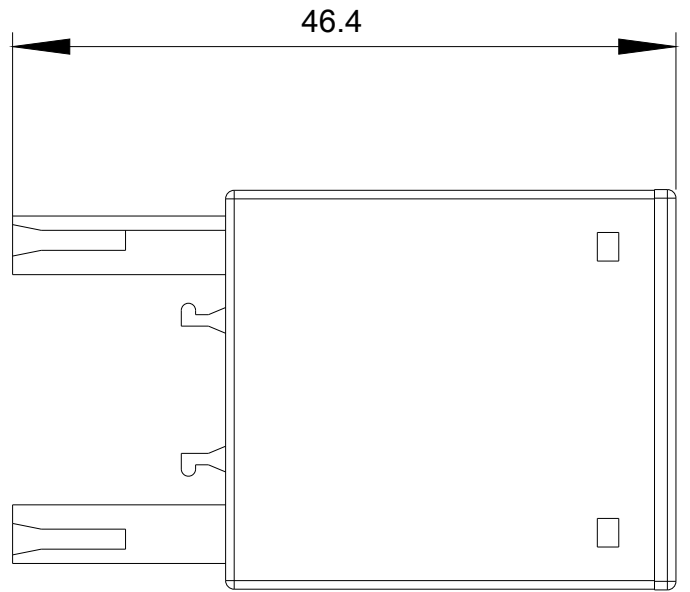
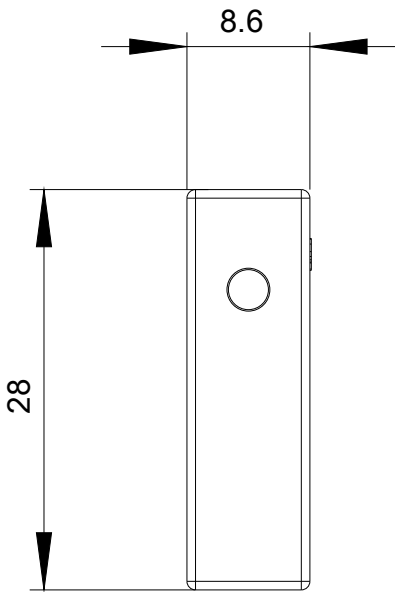
<http://support.automation.siemens.com/WW/CAXorder/default.aspx?lang=en&mlfb=3RT2916-1JK00>

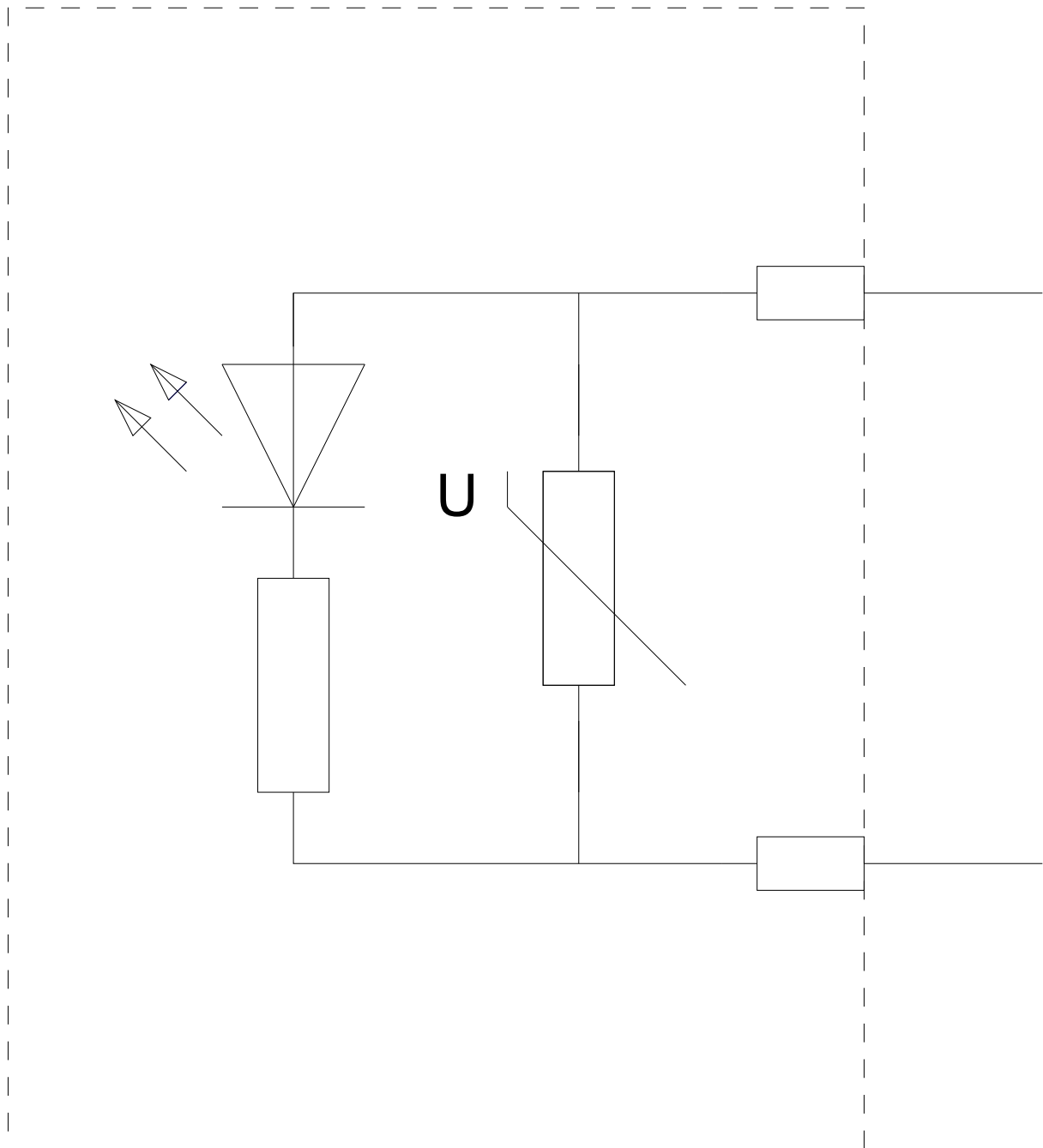
Service&Support (Manuals, Certificates, Characteristics, FAQs,...)

<https://support.industry.siemens.com/cs/ww/en/ps/3RT2916-1JK00>

Image database (product images, 2D dimension drawings, 3D models, device circuit diagrams, EPLAN macros, ...)

http://www.automation.siemens.com/bilddb/cax_de.aspx?mlfb=3RT2916-1JK00&lang=en





last modified:

07/25/2018