



circuit breaker 3VJ1 IEC framesize 3VJ10 125A line protection FTFM 4-pole  
Icu=25kA@415V Ics=75% Icu In=63A overload protection Ir=63A short-circuit  
protection Ii=850A Screw connection

Model	
product designation	Molded Case Circuit Breaker
design of the product	Line protection
design of the overcurrent release	FTFM
protection function of the overcurrent release	LI
number of poles	4
General technical data	
insulation voltage / rated value	800 V
operating voltage / at AC / rated value	415 V
power loss [W] / maximum	38 W
power loss [W] / for rated value of the current / at AC / in hot operating state / per pole	9.5 W
mechanical service life (operating cycles) / typical	15 000
electrical endurance (operating cycles) / at AC-1 / at 380/415 V	5 000
ground-fault monitoring version	without
Net Weight	1.06 kg
Current	
continuous current / rated value	63 A
operational current	
• at 40 °C	63 A
• at 45 °C	63 A
• at 50 °C	63 A
• at 55 °C	61.236 A
• at 60 °C	59.472 A
Switching capacity according to IEC 60947	
maximum short-circuit current breaking capacity (Icu)	
• at 415 V	25 kA
operating short-circuit current breaking capacity (Ics)	
• at 415 V	18.75 kA
short-circuit current making capacity (Icm)	
• at 415 V	52.5 kA
Adjustable parameters	
adjustable current response value current / of the current-dependent overload release	63 ... 63 A
adjustable current response value current / of instantaneous short-circuit trip unit	
• minimum	850 A
• maximum	850 A
design of the N-conductor protection	1
product function / grounding protection	No
Mechanical Design	

height	126 mm
width	103.5 mm
depth	68 mm
<b>Connections</b>	
arrangement of electrical connectors / for main current circuit	Front connection
type of electrical connection / for main current circuit	Lug connection line and load side
<b>Accessories</b>	
product extension / optional / motor drive	No
<b>Environmental conditions</b>	
protection class IP / on the front	IP42
ambient temperature	
• during operation / minimum	-10 °C
• during operation / maximum	60 °C
• during storage / minimum	-15 °C
• during storage / maximum	75 °C
<b>Approvals / Certificates</b>	
<b>Test Certificates</b>	<b>other</b>

[Type Test Certificates/Test Report](#)

[Confirmation](#)

#### Further information

Information on the packaging

<https://support.industry.siemens.com/cs/ww/en/view/109813875>

Information- and Downloadcenter (Catalogs, Brochures,...)

<http://www.siemens.com/lowvoltage/catalogs>

Industry Mall (Online ordering system)

<https://mall.industry.siemens.com/mall/en/en/Catalog/product?mlfb=3VJ1006-3EA42-0AA0>

Service&Support (Manuals, Certificates, Characteristics, FAQs,...)

<https://support.industry.siemens.com/cs/ww/en/ps/3VJ1006-3EA42-0AA0>

Image database (product images, 2D dimension drawings, 3D models, device circuit diagrams, ...)

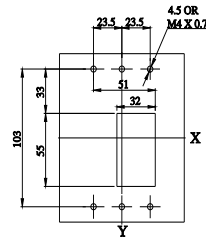
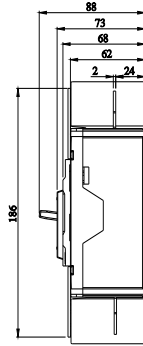
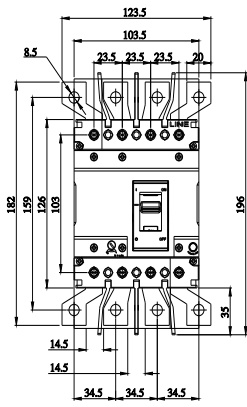
[http://www.automation.siemens.com/bilddb/cax\\_en.aspx?mlfb=3VJ1006-3EA42-0AA0](http://www.automation.siemens.com/bilddb/cax_en.aspx?mlfb=3VJ1006-3EA42-0AA0)

CAx-Online-Generator

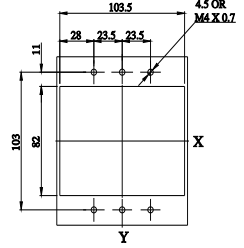
<http://www.siemens.com/cax>

Tender specifications

<http://www.siemens.com/specifications>



Knob cutout



Name plate cutout

last modified:

8/9/2023

